



HILUX



[Keep up to Date](#)

[Build your Hilux](#)

[Book a Test Drive](#)

[Find a Dealer](#)



YOU CAN IN A HILUX



FOR MORE THAN HALF A CENTURY HILUX HAS UNRELENTINGLY POWERED PEOPLE TO THE MOST REMOTE LOCATIONS ON THE PLANET, TACKLING EVERY KIND OF TERRAIN, OVERCOMING ANY KIND OF OBSTACLE. THE HILUX BRINGS MORE POWER AND EVEN TOUGHER DESIGN TO THIS LEGENDARY VEHICLE.

[Engine & Drive](#)

[Design](#)

[GR Sport II](#)

[Durability & Capabilities](#)

[Interior](#)

[Technology](#)

[Safety](#)

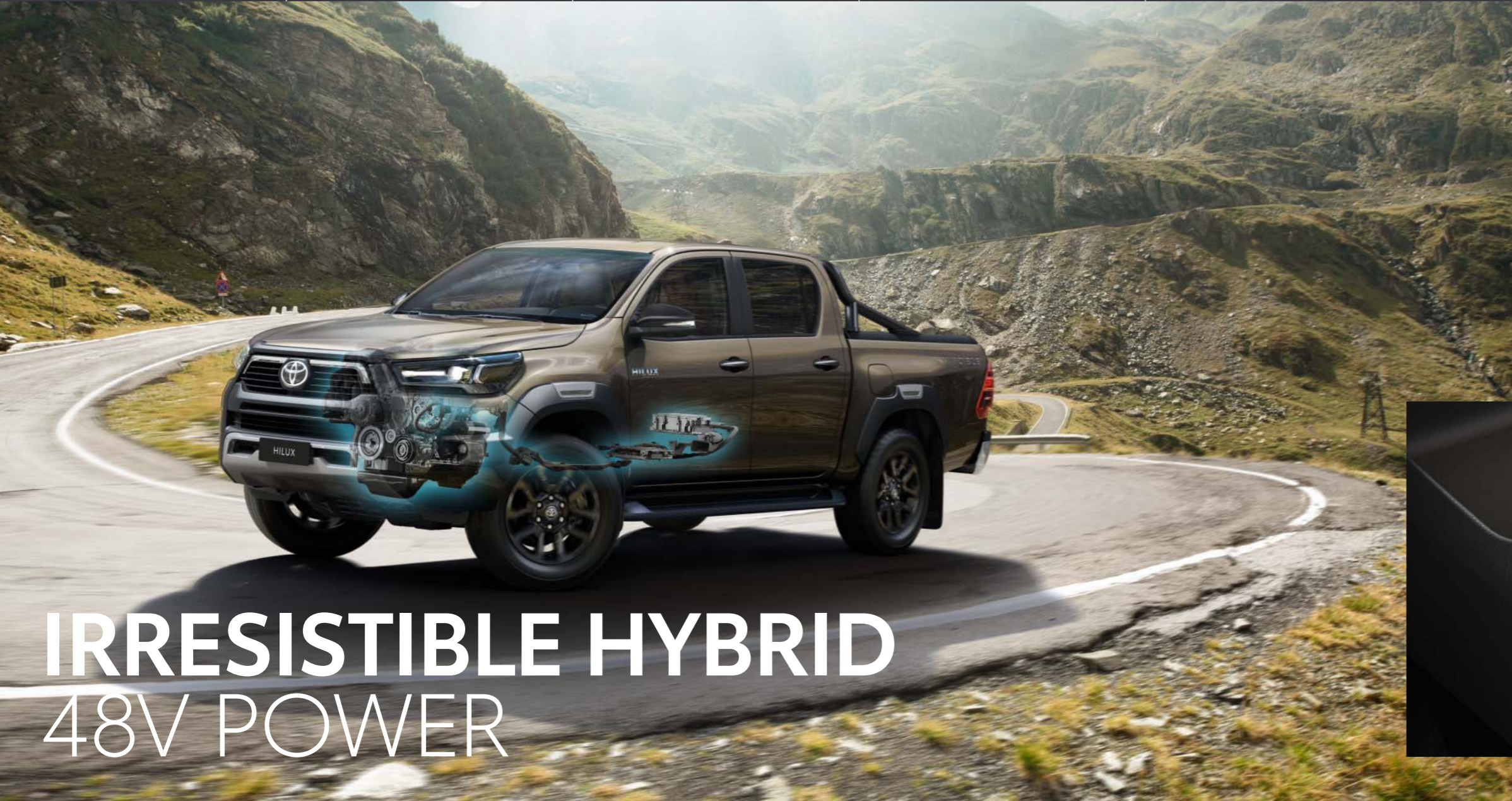
[Grades](#)

[Colours](#)

[Accessories](#)

[Specifications & Equipment](#)

[Additional information](#)



IRRESISTIBLE HYBRID 48V POWER

Toyota's iconic Hilux has been upgraded and enhanced to meet any challenge. Hilux combines legendary durability with next-gen technology, including an advanced Hybrid 48V powertrain. Enhancing the 2.8 L engine with an electric motor/generator and a 48V battery, the system delivers a quieter, more fuel-efficient drive with effortless acceleration when you need it.



TACKLE ANY TERRAIN

Go anywhere with confidence. Multi Terrain Select will keep you moving no matter the conditions, with an Auto setting and specific modes for Dirt, Sand, Mud, Deep Snow and Rock.



Inspired by Toyota's Dakar Rally-winning heritage, GR SPORT II is the ultimate expression of Hilux's all-terrain dominance. Its purposeful stance and increased ride height guarantees a confidence-inspiring drive in even the toughest conditions. The rugged front underguard, 17" black alloy wheels and Imposing black honeycomb meshed grille make a powerful first impression. On the inside, GR SPORT II underlines its motorsport authenticity with a bespoke GR SPORT combimeter and welcome screen, tactile manual gearshift paddles and race-ready aluminium pedals.

Model shown is GR Sport II.

COMFORTABLY IN CONTROL

Hilux GR SPORT II features supportive racing-style seats finished in black leather and slip-resistant suede, together with eye-catching red seat belts.



GREAT DESIGN FIT FOR ANY TERRAIN



THE ULTIMATE WORK HARD, PLAY HARD PICKUP

Hilux GR SPORT II brings rally-inspired performance to the street without compromising practicality. The best handling Hilux ever, GR SPORT II features comprehensive design, handling and braking upgrades together with a towing capacity of 3500 kg and 1010 kg payload. Race-developed modifications include a 20 mm ride height increase, tuned monotube dampers and powerful disc brakes front and rear.



HIGH- PERFORMANCE HARDWARE

The most dynamic Hilux yet, GR SPORT II uses bespoke suspension geometry and tuned big-piston dampers front and rear for exceptional rough-terrain performance.



UNQUESTIONABLE RELIABILITY

Because Hilux is engineered and tested to operate in the world's most extreme environments, you can rely on the legendary quality, durability and reliability that's baked into every new vehicle. With a super strong body frame, up to 310 mm* of ground clearance, 700 mm wading depth and exceptional wheel articulation even the toughest terrain can be tackled with confidence. Rigorous testing, and unique component design, honed over half a century, has resulted in a unique vehicle.



TAKE YOUR PASSIONS TO NEW TERRITORIES AND BEYOND

Did you know... The Killin Mountain Rescue Team in Scotland depend on Hilux 4x4 pickups to transport rescue teams and equipment into the most dangerous, remote and inhospitable areas of the mountains. When lives are at stake, the go-anywhere capabilities of Hilux become lifesavers.

* Double Cab.



There's good reason to feel confident in a Hilux. Hill start Assist Control (HAC) and Active Traction Control (A-TRC) make the smoothest take-off simple, whilst its capacity to carry and tow means nothing gets left behind. So, whether you're climbing or descending the track (did we mention Hilux has Downhill Assist Control?).

* Options and equipment dependent on model.

3500 KG TOWING CAPACITY AND 1 TONNE PAYLOAD: LEAVE NOTHING BEHIND

Did you know... During last year's cold snap in the North of England, a Hilux rescued a stranded articulated lorry that had become stuck on an icy stretch of road as they attempted to deliver food to a large supermarket.



Image is not to UK Specification.



Tough on the outside, comfortable on the inside, the interior of the Hilux takes you to new levels of refinement and style. Durable materials and striking finishes look as good as they feel, whilst the JBL® Premium Sound System* with Harman Clari-Fi technology, delivers superb audio quality. Dual-tone perforated leather seats deliver unrelenting comfort and unique ambient lighting bathes the cabin with soft blue light. As tough as it is comfortable, Hilux takes care of you, so you can take care of business.

*JBL available exclusively on Hilux GR Sport II.

YOUR SPACE YOUR WORLD



**WHATEVER YOUR
MUSIC TASTES,
LET JBL® AUDIO
DELIVER THE SOUND**

Model shown is Invincible X.



Hilux offers a range of connected technologies, including smartphone integration compatible with Apple CarPlay and Android Auto™. The 8" multimedia screen uses a more intuitive interface, complete with cloud-based navigation. 'Always connected', it ensures accurate journey planning with up-to-date information on routes, traffic and delays. The 'Hey Toyota' voice agent makes for effortless hands-free control*.

* Connected technologies are grade dependent.

Connectivity doesn't stop when you leave the car. The MyToyota app is a powerful tool on the move. Use Remote Control to cool or warm the cabin ahead of a journey. Secure your car from afar, locking the doors and closing the windows.

ALWAYS CONNECTED TO YOUR TOYOTA

Use the MyToyota app on your smartphone to remotely activate the climate control ahead of your journey, pre-cooling the cabin on a warm day for example.

Apple CarPlay is a trademark of Apple Inc.



KNOWLEDGE IS POWER STAY CONNECTED





WITH YOU FOR A SAFER JOURNEY

Pre-Collision System (PCS)

Our Pre-Collision System can detect and help you avoid collisions with other vehicles, pedestrians and cyclists. It works by alerting the driver with audio and visual warnings and brake assistance. If the driver doesn't manage to brake in time, the brakes automatically engage to prevent or mitigate a collision.

Automatic High Beam (AHB)

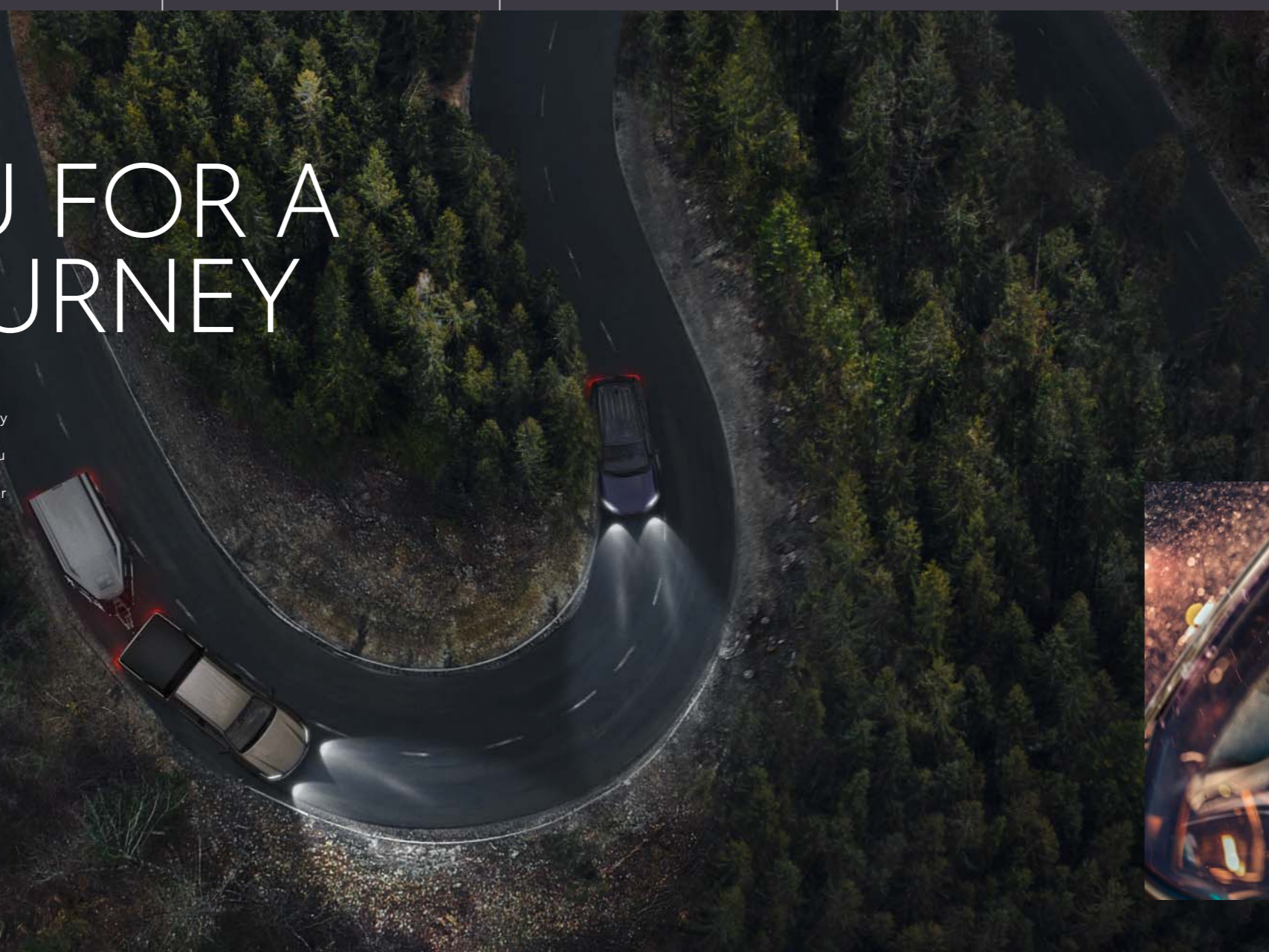
The Automatic High Beam system looks down the road to see oncoming headlights. If it detects headlights, it automatically turns off the high beams and engages low beams. When the headlights pass, the system automatically switches to high beams again. The result? Safer night-time driving for you and other road users.

Lane Trace Assist (LTA)

Our Lane Trace Assist System is designed to make motorway driving safer. It keeps you centred in your lane and if you start to drift from it, steering assist will gently steer your car to correct its course.

Intelligent Adaptive Cruise Control (iACC)

keeps you at a minimum pre-set distance from the vehicle in front. If this distance falls, the system reduces your speed and eventually the brakes will be applied and brake lights activated.



For class-leading safety functions, the Hilux is built with Toyota Safety Sense.

A series of systems designed to support you and make driving safer, whether you're on the motorway, in the city or parking.



YOU CAN'T PREDICT THE UNEXPECTED, BUT YOU CAN PREPARE

Did you know... A windmill mechanic in Australia has clocked up more than half a million kilometres in his 1983-model Hilux. His 'territory' is more than 100,000 square kilometres of rural Queensland and he estimates there are seven to eight thousand windmills to service.



HILUX GRADES

Vehicle shown is Active grade Extra Cab.



THE TOUGHEST
JOBS DEMAND THE
TOUGHEST TOOLS.
100% HILUX,
100% TOUGH

ACTIVE GRADE

- Main features**
- Available in Single Cab, Extra Cab & Double Cab, with 2.8 litre, manual transmission
 - 17" steel wheels
 - Toyota Safety Sense 2: Pre-Collision System with Cyclist and Pedestrian Detection, Lane Departure Alert, Road Sign Assist and Adaptive Cruise Control
 - Manual air conditioning
 - Black PVC interior*
 - 4.2" colour multi-information display screen
 - Radio and CD player with Bluetooth® connectivity
 - Intelligent Adaptive Cruise Control
 - Auto headlights
 - Smart Entry & Push-button Start
 - Front power windows
 - Power-adjustable heated door mirrors
 - Reverse camera
 - Full-size temporary spare wheel (underbody)
 - 4x4 – Rear Differential Lock
 - Hill-start Assist Control (HAC)
 - Black side steps

- Optional features**
- Plastic bed liner
 - Spray-on bed liner
 - Aluminium bed liner
 - Twin side utility box
 - Rear deck utility box
 - Sliding deck floor
 - Soft tonneau cover
 - Aluminium tonneau cover
 - Textile floor mats
 - 17" machined black alloys
 - Towing: Flanged Tow Bar
Ball & Pin Tow Bar
 - Dash cameras

* Only on single cab and extra cab.



INVINCIBLE GRADE

Main features (additional to Active)

- Available in Double Cab, 2.4 litre, automatic or 2.8 litre, manual transmission
- 18" machined-face alloy wheels (6-spoke)
- Front & rear parking sensors
- Heated driver & front passenger seats
- Cloud Navigation
- LED dual-beam projector headlights
- LED daytime running lights
- LED rear lights
- Auto-dimming rear-view mirror
- Automatic headlight levelling
- Dual-zone automatic air conditioning
- Privacy glass
- Front wiper de-icer
- Tailgate Damper
- Full-size spare alloy wheel

Options for Invincible

- Plastic bed liner
- Spray-on bed liner
- Aluminium bed liner
- Twin side utility box
- Rear deck utility box
- Sliding deck floor
- Sport bars (black & chrome)
- Soft tonneau cover
- Aluminium tonneau cover
- Manual roll covers (black & chrome)
- Toyota leisure hardtop
- Rubber floor mats
- Side bars (black & chrome)
- 18" matte black alloys
- Towing: Flanged Tow Bar Ball & Pin Tow Bar
- Dash cameras



**TOUGHER BY DESIGN,
EQUIPPED BY DESIRE.
HARD WORK
DESERVES REWARD**



THE ULTIMATE STATEMENT
OF POWER AND STYLE



INVINCIBLE X GRADE

Main features (additional to Invincible)

- Available in Double Cab, with 2.8 litre 48V hybrid, automatic or 2.8 litre, manual transmission
- 18" black alloy wheels (5-spoke)
- Black leather
- Dark grey door mirrors, door handles & front under-run
- Toyota Touch® 2 with Go navigation
- Panoramic view monitor with dynamic guide lines
- Paddle gear shifters
- Unique exterior design
- Power height & recline adjustable driver seat
- Heated rear seats
- Blue ambient lighting

Optional features

- Plastic bed liner
- Spray-on bed liner
- Aluminium bed liner
- Twin side utility box
- Rear deck utility box
- Sliding deck floor
- Sport bars (black & chrome)
- Soft tonneau cover
- Aluminium tonneau cover
- Manual roll covers (black & chrome)
- Toyota leisure hardtop (Only Available on Manual Diesel Invincible X)
- Rubber floor mats
- Side bars (black & chrome)
- Towing: Flanged Tow Bar Ball & Pin Tow Bar
- 18" matte black alloys
- Dash cameras



**THE LEGENDARY
HILUX TOUGHNESS.
NOW IN
GR SPORT STYLE**



GR SPORT II

Main features (additional to Invincible)

- Available in Double Cab, with 2.8 litre, automatic
- 17" black GR SPORT alloy wheels (6-spoke)
- Black honeycomb upper front grille with TOYOTA name and GR logo
- Black wheel arch mouldings
- Black door mirrors
- Black insert with carbon fibre effect on dashboard
- Red deco line on upper dashboard
- Front & rear monotube shock absorbers with red front coil spring
- JBL® Premium Sound System
- Red stitching
- Blue door illumination
- Aluminium sport pedals
- GR SPORT badges
- GR SPORT aero sports bar
- GR SPORT seats with black suede and leather with silver perforation and stitching
- GR SPORT logo on floor mats
- GR SPORT combimeter
- GR SPORT start button
- GR SPORT centre console

Optional Features

- Towing Flanged Towbar and Ball and Pin
- Plastic Underrail Bed liner



3T6 Crimson Spark Red[§]

TOUGH NEVER LOOKED SO GOOD



040 Pure White



1G3 Decuma Grey[§]



089 Platinum White Pearl^{*}



218 Galaxy Black[§]



1D6 Silver Blade[§]



6X1 Titan Bronze[§]



4R8 Scorched Orange[§]

^{*} Pearlescent paint.

[§] Metallic paint.

[§] Crimson Spark Red only available on GR SPORT.

ADDED ATTITUDE



OFF ROAD/STYLE PACK

Complete front guard: The front guard with integrated underguard emboldens your car with a tough sturdy look.

Bumper protector: Add more stance with these colour-fading-resistant hard plastic guards. They protect against accidental impacts, keeping your Hilux looking as striking as ever.

Black aluminium roll cover: The lockable, weather-proof aluminium roll-top cover protects the deck contents.

Black High Over Bar: Rugged, solid, confident.

Side bar with steps: The distinctive tubular stainless steel bars with steps grab attention and protect the side panels against minor impacts.



PROTECTION PACK

Front underrun: Emboldens your car with a tough and sturdy look.

Bumper Protector (silver insert): Add more stance with these colour-fading-resistant hard plastic guards. They protect against accidental impacts, keeping your Hilux looking as striking as ever.

Side mouldings (cladding): Protect your Hilux exterior with these tough plastic claddings that both enhance its visual appeal and fend off scratches and scuffs.

Side bars with steps (stainless steel): The distinctive tubular stainless steel bars with steps grab attention and protect the side panels against minor impacts.

Silver aluminium roll cover: The lockable, weather-proof aluminium roll-top cover protects the deck contents.

Stainless steel High Over Bar: The stainless steel High Over Bar is fixed just behind the cab to create a superb utility device. It also adds that extra touch of design to your vehicle.



GENUINE TOYOTA ACCESSORIES FOR MORE STRIKING AND READY-FOR-ANYTHING HILUX

ACCESSORIES

SILVER/CHROME PACK

Headlamp chrome bezel: Customise your vehicle with a touch of chrome, enhancing its looks. Carefully designed to integrate with the contours of your car.

Chrome foglamp surround: Complements your car's front foglamps and bumper with a stylish chrome detail.

Chrome front bumper garnish: Chrome elements on the front bumper emphasise the poised Hilux styling.

Flat side steps (aluminium): Aluminium side steps with a non-slip surface for easy access to the cab and deck.

High Over Bar: Stainless steel design for a powerful, rugged appeal.

Utility box: Side-mounted on the deck, the storage box can be accessed easily. It's lockable and protects contents against water, mud and sand.

Double Cab inner bedliner and tail gate bedliner: Precision-moulded for maximum load space: high-density polyethylene protects the deck bed, side and tailgate panels.



LOOKING YOUR BEST, AT ALL TIMES; THE HILUX ALWAYS MEANS BUSINESS

TRANSPORT PACK

Leisure Hardtop with roof rails: Weather-resistant and incredibly practical, the hardtop creates a solid, seamless look. Uniquely designed for the Hilux, it has roof rails, lockable hinged and tinted windows and interior LED lights.

Crossbars for Hardtop or Cabin: Toyota crossbars are purpose designed to install on the Hilux Hardtop or Cabin and so add an extra dimension of carrying capacity to your vehicle. They are aerodynamic, made of aluminium, fully lockable and very easy to fit. The crossbars incorporate a quick attachment concept that enables you to combine them with a wide range of optional attachments.

Flanged Towing Hitch: With its 3200 kg capacity, a Toyota towing hitch gives you plenty of load-carrying flexibility.



INVINCIBLE PACK

Aluminium scuff plates (front & rear): Boost your interior's style even further with additional protection for the door-sill paintwork.

Leather handbrake lever: Assured, tough, refined. The perforated leather finish enhances the premium interior feel.

Floormat: Hard-wearing anthracite-coloured textile mats provide protection against mud and grime.





SPECIFICATIONS

ENVIRONMENTAL PERFORMANCE

| | 2.4 Diesel (150hp) Automatic | 2.8 Diesel (204hp) Manual | 2.8 Diesel (204hp) Automatic | 2.8 Diesel 48V Hybrid (204hp) Automatic |
|--|------------------------------|---------------------------|------------------------------|---|
| CO ₂ Combined WLTP (g/km) | 259-272 | | | |
| Hydrocarbons, THC & Nitrogen Oxides, NO _x (mg/km) | 49.3 | 49.1 | 35.5 | 35.5 |
| Nitrogen Oxides, NO _x (mg/km) | 31.6 | 46.8 | 33.7 | 33.7 |
| Sound Level Drive By (dB(A)) | 71 | 71 | 71 | 71 |
| Euro Class | Euro 6 AR | Euro 6 AR | Euro 6 AR | Euro 6 AR |
| Fuel Tank Capacity | 80 | 80 | 80 | 80 |
| Carbon Monoxide, CO (mg/km) | 16.0 | 24.7 | 30.9 | 30.9 |

Figures are provided for comparative purposes; only compare fuel consumption and CO₂ figures with other cars tested to the same technical procedures. These figures may not reflect real life driving results. All models and grades are certified according to the World Harmonised Light Vehicle Test Procedure (WLTP), which replaces the New European Driving Cycle test procedure (NEDC). All CO₂ figures quoted are NEDC equivalent. All mpg figures quoted are WLTP figures.

ENGINE

| | 2.4 Diesel (150hp) Automatic | 2.8 Diesel (204hp) Manual | 2.8 Diesel (204hp) Automatic | 2.8 Diesel 48V Hybrid (204hp) Automatic |
|-------------------------|------------------------------|---------------------------|------------------------------|---|
| Engine Code | 2GD-FTV | 1GD-FTV | 1GD-FTV | 1GD-FTV |
| Displacement (cc) | 2393 | 2755 | 2755 | 2755 |
| Bore x Stroke (mm x mm) | 92 x 90 | 92 x 103.6 | 92 x 103.6 | 92 x 103.6 |
| Compression Ratio | 15.6:1 | 15.6:1 | 15.6:1 | 15.6:1 |
| Number Of Cylinders | 4 Cylinder, In Line | 4 Cylinder, In Line | 4 Cylinder, In Line | 4 Cylinder, In Line |
| Valve Mechanism | DOHC 16-Valve | DOHC 16-valve | DOHC 16-valve | DOHC 16-valve |
| Fuel Injection System | Fuel injection | Fuel injection | Fuel injection | Fuel injection |
| Maximum Output (DIN hp) | 150 | 204 | 204 | 204 |
| Maximum Output (kW@rpm) | 110/3400 | 150/3400 | 150/3000 | 150/3000 |
| Maximum Torque (Nm@rpm) | 400/1600-2000 | 420/1400-3400 | 500/1600-2800 | 500/1600-2800 |

TRANSMISSION

| | 2.4 Diesel (150hp) Automatic | 2.8 Diesel (204hp) Manual | 2.8 Diesel (204hp) Automatic | 2.8 Diesel 48V Hybrid (204hp) Automatic |
|-------------------|------------------------------|---------------------------|------------------------------|---|
| Transmission Type | Automatic | Manual | Automatic | Automatic |
| Drive | 4WD | 4WD | 4WD | 4WD |
| Gear 1 | 3.600 | 4.784 | 3.600 | 3.600 |
| Gear 2 | 2.090 | 2.423 | 2.090 | 2.090 |
| Gear 3 | 1.488 | 1.443 | 1.488 | 1.488 |
| Gear 4 | 1.000 | 1.000 | 1.000 | 1.000 |
| Gear 5 | 0.687 | 0.826 | 0.687 | 0.687 |
| Gear 6 | 0.580 | 0.643 | 0.580 | 0.580 |

PERFORMANCE

| | 2.4 Diesel (150hp) Automatic | 2.8 Diesel (204hp) Manual | 2.8 Diesel (204hp) Automatic | 2.8 Diesel 48V Hybrid (204hp) Automatic |
|-------------------------|------------------------------|---------------------------|------------------------------|---|
| Maximum Speed (mph) | 105 | 108 | 108 | 108 |
| Acceleration 0-62 (mph) | 12.8 | 10.13 | 10.7 | 10.7 |

SUSPENSION

| | 2.4 Diesel (150hp) Automatic | 2.8 Diesel (204hp) Manual | 2.8 Diesel (204hp) Automatic | 2.8 Diesel 48V Hybrid (204hp) Automatic |
|-------|------------------------------|---------------------------|------------------------------|---|
| Front | Double Wishbone | Double wishbone | Double wishbone | Double wishbone |
| Rear | Leaf spring rigid axle | Leaf spring rigid axle | Leaf spring rigid axle | Leaf spring rigid axle |



SPECIFICATIONS

| BRAKES | 2.4 Diesel (150hp) Automatic | 2.8 Diesel (204hp) Manual | 2.8 Diesel (204hp) Automatic | 2.8 Diesel 48V Hybrid (204hp) Automatic |
|--------|------------------------------|----------------------------|------------------------------|---|
| Front | Ventilated disc 4-cylinder | Ventilated disc 4-cylinder | Ventilated disc 4-cylinder | Ventilated disc 4-cylinder |
| Rear | Drum | Drum | Drum | Drum |

| WEIGHTS & TOWING CAPACITY | 2.4 Diesel (150hp) Automatic | 2.8 Diesel (204hp) Manual | 2.8 Diesel (204hp) Automatic | 2.8 Diesel 48V Hybrid (204hp) Automatic |
|--|------------------------------|---------------------------|------------------------------|---|
| Gross Train Weight - Total (kg) | 6300 | 6300 | 6300 | 6300 |
| Gross Vehicle Weight - Total (kg) | 3210 | 3210 | 3130 | 3130 |
| Kerb Weight / Unladen Weight (kg) | 2110-2325 | 2120-2320 | 2125-2325 | 2125-2325 |
| Payload (kg) | 1025 | 1015 | 1010 | 1010 |
| Maximum Trailer Weight - Braked (kg) | 3500 | 3500 | 3500 | 3500 |
| Maximum Trailer Weight - Unbraked (kg) | 750 | 750 | 750 | 750 |
| Gross Vehicle Weight - Front (kg) | 1450 | 1450 | 1450 | 1450 |
| Gross Vehicle Weight - Rear (kg) | 1920 | 1920 | 1920 | 1920 |

| EXTERIOR DIMENSIONS | 2-door Single Cab | 4-door Double Cab | 4-door Extra Cab |
|---------------------|-------------------|----------------------------------|------------------|
| Length (mm) | 5325 | 5320* / 5325 | 5325 |
| Width (mm) | 1800 | 1855 / 1900 [§] / 2020* | 1855 |
| Height (mm) | 1855 | 1865 / 1880* | 1860 |
| Front Tread (mm) | 1500 | 1540 / 1675* | 1540 |
| Rear Tread (mm) | 1510 | 1550 / 1705* | 1550 |

EXTERIOR DIMENSIONS

| | 2-door Single Cab | 4-door Double Cab | 4-door Extra Cab |
|---------------------|-------------------|-------------------|------------------|
| Overhang Front (mm) | 985 | 980* / 985 | 985 |
| Overhang Rear (mm) | 1255 | 1255 | 1255 |
| Wheelbase (mm) | 3085 | 3085 | 3085 |


1500[°]/1540/1675* mm1800[°]/1855/1900[§]/2020* mm

1255 mm

3085 mm

980*/985 mm

5320*/5325 mm

1855[°]/1860*[°]/1865[§]/
1880* mm1510[°]/1550/1705* mm1855/1900[§]/2020 mm

* GR SPORT II

[§] Invincible X.[°] Single Cab.

** Extra Cab.

^{§§} Double Cab.



SPECIFICATIONS

| INTERIOR DIMENSIONS | 2-door Single Cab | 4-door Extra Cab | 4-door Double Cab |
|---------------------|-------------------|------------------|-------------------|
| Number of Seats | 2 | 2 | 5 |
| Length (mm) | 932 | 1404 | 1697 |
| Width (mm) | 1481 | 1481 | 1480 |
| Height (mm) | 1175 | 1168 | 1170 |

| LUGGAGE VOLUME | 2-door Single Cab | 4-door Double Cab | 4-door Extra Cab |
|------------------|-------------------|-------------------|------------------|
| Deck Length (mm) | 2350 | 1840 | 1555 |
| Deck Width (mm) | 1575 | 1540 | 1540 |
| Deck Height (mm) | 480 | 480 | 480 |

| STEERING | 2-door Single cab | 4-door Double Cab | 4-door Extra Cab |
|-------------------------|-------------------|-------------------|------------------|
| Turning Radius Tyre (m) | 6.3 | 6.4 | 6.4 |

| OFF ROAD | 2-door Single cab | 4-door Double Cab | 4-door Extra Cab |
|---------------------------------------|-------------------|-------------------|------------------|
| Minimum Running Ground Clearance (mm) | 227 | 310 | 289 |
| Approach Angle (°) | 29 | 29 / 30 | 29 |
| Departure Angle (°) | 25 | 26 / 27 | 26 |
| Ramp Break-Over Angle (°) | 23 | 23 | 23 |
| Climbing Angle (°) | 42.1 | 42.1 | 42.1 |
| Wading Depth (mm) | 700 | 700 | 700 |

WHEELS

| | Active | Invincible | Invincible X | GR SPORT II |
|--|--------|------------|--------------|-------------|
| 17" Black Steel wheels | ●* | – | – | – |
| 18" Black Alloy wheels (5-spoke) | – | – | ● | – |
| 18" Black Machined-face Alloy wheels (6-spoke) | – | ● | – | – |
| 17" black GR SPORT alloy wheels (6-double-spoke) | – | – | – | ● |
| Full-size Temporary spare wheel | ● | – | – | – |
| Full-size spare Alloy wheel | – | ● | ● | – |
| Tyres (All-terrain) | ● | – | – | ● |
| Tyres (Highway terrain) | – | ● | ● | – |

* 17" Silver Steel wheels on Active 2-door Single Cab.

● = Standard

○ = Optional

– = Not Available



EQUIPMENT

| EXTERIOR STYLING | Active | Invincible | Invincible X | GR SPORT II |
|---------------------------------------|--------|------------|--------------|-------------|
| Black door mirrors | ● | – | – | – |
| Black insert on upper front grille | – | – | – | ● |
| Black lower front grille | ● | – | – | ● |
| Black painted upper front grill | – | ● | – | – |
| Black side steps | ● | ● | ● | ● |
| Black tailgate release handle | ●* | – | – | ● |
| Black upper front grille | ● | – | – | ● |
| Black wheel arch moulding | – | – | – | ● |
| Black door handles | ● | – | – | – |
| Body-coloured front bumper | ●* | ● | ● | ● |
| C - Pillar in Black | – | ● | ● | ● |
| Chrome door belt moulding | – | ● | – | ● |
| Chrome door handles | – | ● | – | – |
| Chrome door mirrors | – | ● | – | – |
| Chrome insert on upper front grille | – | – | ● | – |
| Chrome surround on upper front grille | – | ● | – | – |
| Chrome tailgate release handle | – | ● | – | – |
| Dark Grey Rear Bumper | ● | – | ● | – |
| Privacy Glass | – | ● | ● | ● |
| Shark-fin antenna | ● | ● | ● | ● |
| Wide front bumper | ● | ● | – | – |
| Gloss black door handles | – | – | – | ● |
| Gloss black door mirrors | – | – | – | ● |
| Black painted lower front grille | – | ● | – | – |
| Honeycomb black painted front grille | – | – | – | ● |

| EXTERIOR STYLING | Active | Invincible | Invincible X | GR SPORT II |
|--|----------------|------------|----------------|-------------|
| Chrome rear bumper | – | ● | – | – |
| Black surround on upper front grille | ● [§] | – | – | ● |
| Black front spoiler | ●* | ● | ● [°] | – |
| Dark grey painted lower front grille | – | – | ● | – |
| Dark grey surround on upper front grille | ●* | – | ● | – |
| Dark grey front under-run | – | – | ● | – |
| Chrome insert in headlamps | – | ● | – | – |
| Dark grey insert in headlamps | – | – | ● | ● |
| Bi-tone dark grey & grey wheel arch moulding | – | – | ● | – |
| Invincible X wide front bumper | – | – | ● | – |
| Dark grey door mirrors | – | – | ● | ● |
| Dark grey door handles | – | – | ● | ● |
| Smoke tinted headlights | – | – | ● | ● |
| GR SPORT front fog lights | – | – | – | ● |
| Black extended surrounds on front fog lamps | – | ● | ● | ● |
| GR SPORT rear bumper | – | – | – | ● |
| GR SPORT analogue speedometer | – | – | – | ● |
| GR SPORT analogue tachometer | – | – | – | ● |
| GR SPORT front bumper | – | – | – | ● |
| GR SPORT Aluminium front bumper | – | – | – | ● |
| GR SPORT wide fenders | – | – | – | ● |
| GR SPORT silver front under-run | – | – | – | ● |
| Glossy black Toyota Hilux badge on tailgate | – | – | – | ● |

* Not available on Active Single Cab. [§] Not available on Active Extra Cab, Active Double Cab. [°] Not available on Invincible X Double Cab.

● = Standard ○ = Optional – = Not available



EQUIPMENT

| EXTERIOR COMFORT | Active | Invincible | Invincible X | GR SPORT II |
|--|--------|------------|--------------|-------------|
| Auto headlights | ● | ● | ● | ● |
| Power-adjustable door mirrors | ● | ● | ● | ● |
| Electric heated door mirrors | ● | ● | ● | ● |
| Follow-me-home headlights | ● | ● | ● | ● |
| Headlight cut-off reminder | ● | ● | ● | ● |
| Manually retractable door mirrors | ● | – | – | – |
| Power retractable door mirrors | – | ● | ● | ● |
| Remote door lock | ● | ● | ● | ● |
| Side steps | ● | ● | ● | ● |
| Smart Entry & Push-button Start | ● | ● | ● | ● |
| Smartphone remote hazard lights system | ● | ● | ● | ● |
| Smartphone remote door lock | ● | ● | ● | ● |

| INTERIOR STYLING | Active | Invincible | Invincible X | GR SPORT II |
|---------------------------------------|----------------|------------|----------------|-------------|
| Deco line on upper dashboard (Silver) | ●* | – | – | ● |
| 4-spoke Leather steering wheel | – | ● | ● | – |
| 4-spoke Urethane steering wheel | ● | – | – | – |
| Ambient lighting on rear doors | – | – | ● | – |
| Black centre console | ● | ● | ● | ● |
| Black insert on centre console | ● | ● | ● | – |
| Black interior door handles | ● | – | – | – |
| Grey roof lining | – | ● | ● ^o | – |
| Black roof lining | – | – | – | ● |
| Black side air vent surrounds | ● ^s | – | – | – |
| Black side air vents | ● | ● | ● | ● |
| Black upper dashboard | ● | ● | ● | ● |
| Chrome insert on centre air vents | ●* | ● | – | – |
| Chrome insert on side air vents | ●* | ● | – | – |
| Chrome interior door handles | – | ● | ● | ● |

| INTERIOR STYLING | Active | Invincible | Invincible X | GR SPORT II |
|--|----------------|------------|----------------|-------------|
| Fabric front door armrests | ● | ● | – | – |
| Leather armrest | – | – | – | ● |
| Leather gear shift | – | ● | ● | ● |
| Synthetic Leather armrest | – | ● | ● | – |
| Light blue ambient lighting on front doors | – | – | ● | – |
| Open tray on passenger dashboard | ● | ● | ● | ● |
| Rear armrest | ●* | ● | ● | ● |
| Silver gear shift surround on centre console | – | ● | ● ^o | ● |
| Silver insert on centre console box | – | ● | – | – |
| Silver insert on gear shift | – | ● | ● ^o | ● |
| Silver side air vent surrounds | ●* | ● | – | – |
| Silver surround on multimedia display | – | ● | ● | ● |
| Silver surround on multimedia display screen | – | ● | ● | ● |
| Chrome surround on air conditioning buttons | – | ● | ● | ● |
| Black chrome side air vent surrounds | – | – | ● | ● |
| Black chrome insert on side air vents | – | – | ● | ● |
| Deco line on upper dashboard (Black) | ● ^s | – | – | – |
| Deco line on upper dashboard (Silver and chrome) | – | ● | – | – |
| Black chrome insert on centre air vents | – | – | ● | ● |
| Matt grey and black chrome insert on dashboard | – | – | ● | – |
| Deco line on upper dashboard (Black chrome) | – | – | ● | – |
| Black insert with hydrographic-effect on dashboard | – | – | – | ● |
| Black insert with hydrographic-effect on door | – | – | – | ● |
| GR SPORT Leather steering wheel | – | – | – | ● |
| GR SPORT red seat belts | – | – | – | ● |

* Not available on Active Extra Cab, Active Single Cab. ^s Not available on Active Double Cab. ^o Not available on Invincible X Double Cab.

● = Standard ○ = Optional – = Not available



EQUIPMENT

| INTERIOR COMFORT | Active | Invincible | Invincible X | GR SPORT II |
|--|----------------|----------------|----------------|-------------|
| 12v power outlet - Front | ● | – | – | – |
| 12v power outlet - Front x 2 | – | ● | ● | ● |
| 220v power socket - Front | – | ● | ● | ● |
| 4.2" multi-information screen | ● | ● | ● | ● |
| 60:40 split tip-up rear bench | ●* | ● | ● | ● |
| Adaptive Cruise Control (ACC) switch on steering wheel | ● | ● | ● | ● |
| Analogue tachometer | ● | ● | ● | ● |
| Assist grips - Centre pillar | ●* | ● | ● | ● |
| Assist grips - Front | ● | ● | ● | ● |
| Assist grips - Front pillar | ● | ● | ● | ● |
| Assist grips - Rear | ●* | ● | ● | ● |
| Audio switches on steering wheel | ● | ● | ● | ● |
| Auto-dimming rear-view mirror | – | ● | ● | ● |
| Centre room light | ● [§] | ● | ● | ● |
| Child safety door lock | ●* | ● | ● | ● |
| Clean air filter | ● | ● | ● | ● |
| Colour multi-information display | ● | ● | ● | ● |
| Driver & front passenger personal lights | ● | ● | ● | ● |
| Dual-zone automatic air conditioning | – | ● | ● | ● |
| Dynamic guide lines on Reversing Camera | – | – | ● | ● |
| ECO-driving Indicator | ● | ● | ● | ● |
| Front power windows | ● | ● | ● | ● |
| Front room light | ● [§] | ● | ● | ● |
| Front wiper de-icer | – | ● | ● | ● |
| Gear Shift Indicator (GSI) | – | ● [°] | ● [°] | ● |
| Heated driver & front passenger seats | – | ● | ● | ● |

| INTERIOR COMFORT | Active | Invincible | Invincible X | GR SPORT II |
|---|--------|-----------------|-----------------|-------------|
| Heated front & rear seats | – | – | ● | ● |
| Illuminated entry system | ● | ● | ● | ● |
| Individual rear jump seats (2) | ●** | – | – | – |
| Key reminder warning | ● | ● | ● | ● |
| Lane Departure Alert (LDA) switch on steering wheel | ● | ● | ● | ● |
| Manual air conditioning | ● | – | – | – |
| Manual day/night rear-view mirror | ● | – | – | – |
| Manual telescopic steering wheel | ● | ● ^{§§} | ● ^{°°} | – |
| Manual tilt steering wheel | ● | ● ^{§§} | ● ^{°°} | – |
| Manually height-adjustable driver seat | ● | ● | – | – |
| Mirror on passenger sun visor | – | ● | ● | ● |
| Multi-info switches on steering wheel | ● | ● | ● | ● |
| Pollen air filter | ● | ● | ● | ● |
| Power door lock | ● | ● | ● | ● |
| Power passenger window lock | ● | ● | ● | ● |
| Power steering | ● | ● | ● | ● |
| Power-height-adjustable driver seat | – | – | ● | ● |
| Power-reclining driver seat | – | – | ● | ● |
| Power-sliding driver seat | – | – | ● | ● |
| Power-telescopic steering wheel | – | ● [°] | ● [°] | ● |
| Power-tilting steering wheel | – | ● [°] | ● [°] | ● |
| Push-button Start | ● | ● | ● | ● |
| Rear door armrests | ●* | ● | ● | ● |
| Rear passenger footwell heating | – | ● | ● | ● |

* Not available on Active Single Cab, Active Extra Cab. [§] Not available on Active Single Cab. [°] Not available on Invincible Double Cab Manual. ** Not available on Active Single Cab, Active Double Cab. ^{§§} Not available on Invincible Double Cab Auto. ^{°°} Not available on Invincible X Double Cab.

● = Standard ○ = Optional – = Not available



EQUIPMENT

| INTERIOR COMFORT | Active | Invincible | Invincible X | GR SPORT II |
|---|-----------------|----------------|----------------|-------------|
| Rear passenger room light | ● [§] | ● | ● | ● |
| Rear power windows | ● | ● | ● | ● |
| Reversing Camera display in audio screen | ● | ● | – | – |
| Shade band on windscreen | – | ● | ● | ● |
| Static guide lines on Reversing Camera | ● | ● | – | – |
| Telephone switches on steering wheel | ● | ● | ● | ● |
| Variable Flow Control (VFC) power steering | ● | ● | ● | ● |
| Variable intermittent windscreen wipers | ● | ● | ● | ● |
| Voice recognition switch on steering wheel | ● | ● | ● | ● |
| Washer fluid level warning | ● ^{**} | ● | ● | ● |
| Multimedia switches on steering wheel | ● | ● | ● | ● |
| Power front windows - One touch auto up & down function | ● | ● | ● | ● |
| Anti-jam protection on front power windows | ● | ● | ● | ● |
| Power rear windows - One touch auto up & down function | ● [*] | ● | ● | ● |
| Remote air conditioning system | – | ● [°] | ● [°] | ● |
| Panoramic View Monitor display | – | – | ● | ● |
| GR SPORT Push-button Start | – | – | – | ● |
| GR SPORT front sports seats | – | – | – | ● |
| GR SPORT multi-information display | – | – | – | ● |

* Not available on Active Single Cab, Active Extra Cab. [§] Not available on Active Single Cab. [°] Not available on Invincible Double Cab Manual. ^{**} Not available on Active Single Cab, Active Double Cab.

| STORAGE | Active | Invincible | Invincible X | GR SPORT II |
|-------------------------------------|----------------|------------|--------------|-------------|
| Coat hooks - 2 rear | ● [*] | ● | ● | ● |
| Cooler in upper glovebox | ● | ● | ● | ● |
| Driver & passenger seatback pockets | ● [§] | ● | ● | ● |

| STORAGE | Active | Invincible | Invincible X | GR SPORT II |
|--|----------------|------------|--------------|-------------|
| Front bottle holders | ● | ● | ● | ● |
| Front console box | ● | ● | ● | ● |
| Front cup holders | ● | ● | ● | ● |
| Front door pockets | ● | ● | ● | ● |
| Lockable glovebox | ● | ● | ● | ● |
| Rear bottle holders | ● [*] | ● | ● | ● |
| Rear cup holders | ● [*] | ● | ● | ● |
| Rear door pockets | ● [*] | ● | ● | ● |
| Rear passenger under-bench storage | ● [§] | ● | ● | ● |
| Seatback pockets - Shopping bag hooks | ● [*] | ● | ● | ● |
| Single compartment glovebox | ● | ● | ● | ● |
| Slow-opening on lower glovebox | – | ● | ● | ● |
| Sunglasses holder | ● | ● | ● | ● |
| Ticket holder on driver sun visor | ● | ● | ● | ● |
| Closed upper passenger dashboard storage compartment | ● | ● | ● | ● |

* Not available on Active Single Cab, Active Extra Cab. [§] Not available on Active Single Cab.

| MULTIMEDIA | Active | Invincible | Invincible X | GR SPORT II |
|------------------------------------|--------|------------|--------------|-------------|
| 4 speakers | ● | – | – | – |
| 6 speakers | – | ● | ● | – |
| 8" multimedia system | – | ● | ● | ● |
| 9 speakers | – | – | – | ● |
| Bluetooth® Connectivity | – | ● | ● | ● |
| Digital Audio Broadcast (DAB) | – | ● | ● | ● |
| JBL® Premium Sound System | – | – | – | ● |
| Microphone on front personal light | ● | ● | ● | ● |

● = Standard ○ = Optional – = Not available



EQUIPMENT

| MULTIMEDIA | Active | Invincible | Invincible X | GR SPORT II |
|---|--------|------------|--------------|-------------|
| MyToyota Connected Services | ● | ● | ● | ● |
| USB connector | ● | ● | ● | ● |
| Smartphone integration incl Apple CarPlay & Android Auto™ | – | ● | ● | ● |
| Toyota Touch® 3 multimedia system | ● | – | – | – |
| Cloud Navigation | – | ● | – | – |
| Toyota Smart Connect with Smartphone integration incl Apple CarPlay | – | ● | ● | ● |
| Embedded navigation system with Cloud connectivity | – | – | ● | ● |

| SAFETY | Active | Invincible | Invincible X | GR SPORT II |
|---------------------------------------|--------|------------|--------------|-------------|
| Anti-lock Braking System (ABS) | ● | ● | ● | ● |
| Automatic headlight levelling | – | ● | ● | ● |
| Automatic High Beam (AHB) | ● | ● | ● | ● |
| Brake Assist (BA) | ● | ● | ● | ● |
| Daytime running lights | ● | – | – | – |
| Downhill Assist Control (DAC) | – | ● | ● | ● |
| eCall emergency call system | ● | ● | ● | ● |
| Emergency Brake-light Signal (EBS) | ● | ● | ● | ● |
| Front parking sensors | – | ● | ● | ● |
| Headlight cleaners | – | ● | – | – |
| Hill-start Assist Control (HAC) | ● | ● | ● | ● |
| Immobiliser | ● | ● | ● | ● |
| Indicators integrated on door mirrors | ● | ● | ● | ● |
| Lane Trace Assist (LTA) | ● | ● | ● | ● |
| LED Daytime running lights | – | ● | ● | ● |

| SAFETY | Active | Invincible | Invincible X | GR SPORT II |
|--|----------------|------------|--------------|-------------|
| LED Dual-beam Projector headlights | – | ● | ● | ● |
| LED Front fog lights | – | ● | ● | ● |
| LED High mounted stop light | ● | ● | ● | ● |
| LED Indicators | – | ● | ● | ● |
| LED Rear brake lights | ● | ● | ● | ● |
| LED Rear combination lights | – | ● | ● | ● |
| Pre-Collision System with Pedestrian and Cyclist Detection | ● | ● | ● | ● |
| Rear parking sensors | – | ● | ● | ● |
| Reversing Camera | ● | ● | ● | ● |
| Road Sign Assist (RSA) | ● | ● | ● | ● |
| Spare wheel carrier (under body) | ● | ● | ● | ● |
| Traction Control (TRC) | ● | ● | ● | ● |
| Trailer Sway Control (TSC) | ● | ● | ● | ● |
| Tyre Pressure Warning System (TPWS) | ● | ● | ● | ● |
| Vehicle Stability Control (VSC) | ● | ● | ● | ● |
| Intelligent Adaptive Cruise Control | ● | ● | ● | ● |
| Lane Departure Alert (LDA) with Brake-induced Steering | ● | ● | ● | ● |
| Rear fog lights | ● | ● | ● | ● |
| Multi-reflector halogen headlights (4 bulb) | ● [*] | – | – | – |
| GR SPORT red brake calipers | – | – | – | ● |
| Adjustable driver seat belt extender | ● [§] | ● | ● | ● |
| Adjustable rear headrests | ● [*] | ● | ● | ● |
| Cargo deck - Cabin-protection deck frame | ● | – | – | – |

* Not available on Active Single Cab. [§] Not available on Active Single Cab, Extra Cab.

● = Standard ○ = Optional – = Not available



EQUIPMENT

| SAFETY | Active | Invincible | Invincible X | GR SPORT II |
|---|----------------|------------|--------------|-------------|
| Front passenger airbag detector | ● | ● | ● | ● |
| Front seat belt reminder | ● | ● | ● | ● |
| ISOFIX child restraint system | ● [§] | ● | ● | ● |
| Passenger airbag on/off-switch | ● | ● | ● | ● |
| Pre-tensioners and force limiters | ●* | ● | ● | ● |
| Rear headrests (2) | ● [°] | — | — | — |
| Rear headrests (3) | — | ● | ● | ● |
| Rear seat belt reminder | ●* | ● | ● | ● |
| Supplemental Restraint System (SRS) airbags – 7 airbags | ● | ● | ● | ● |
| Rear middle 3-point seat belt | ● [§] | ● | ● | ● |

* Not available on Active Single Cab. [§] Not available on Active Single Cab, Extra Cab. [°] Not available on Active Single Cab, Active Double Cab.

| PERFORMANCE, TRANSPORT & PROTECTION | Active | Invincible | Invincible X | GR SPORT II |
|---|--------|------------|--------------|-------------|
| Cargo deck - Inner load hooks for cargo | ● | ● | ● | ● |
| Front mudguards | ● | ● | ● | ● |
| Rear mudguards | ● | ● | ● | ● |
| Underbody protection cover | ● | ● | ● | ● |
| Wide fenders | ●* | ● | — | — |
| Mudguards | ● | ● | ● | ● |
| Bumper - Under-run protector | ● | ● | ● | — |
| Black under-run | — | — | — | ● |

| PERFORMANCE, TRANSPORT & PROTECTION | Active | Invincible | Invincible X | GR SPORT II |
|---|----------------|------------|----------------|-------------|
| 4x4 - Rear Differential Lock | ● | ● | ● | ● |
| Front spoiler | ●* | ● | ● [§] | — |
| Pitch & Bounce control | ● [°] | ● | ● | ● |
| 4X4 - Steering Angle Display | ● | ● | ● | ● |
| Double wishbone front suspension | ● | ● | ● | ● |
| Leaf spring rear suspension | ● | ● | ● | ● |
| Front and rear red monotube shock absorbers | — | — | — | ● |
| GR SPORT areo sports bar | — | — | — | ● |
| PTC and Viscous Heating system | ● [°] | ● | ● | ● |
| Stop & Start System | ● | ● | ● [§] | ● |
| Diesel Particulate Filter (DPF) | ● [°] | ● | ● | ● |
| Electronic platform (19) | ● | ● | ● | ● |

* Not available on Active Single. [§] Not available on Invincible X Automatic. [°] Not available on Active Single, Active Double Cab.

● = Standard ○ = Optional — = Not available

OUR PROMISE TO YOU

Whether you're looking for replacement vans, insurance, express servicing or roadside assistance, Toyota Professional is your LCV business partner. Our comprehensive range of services is here to meet all your business needs, provide you peace of mind and keep your business on the road.



UP TO 10 YEARS / 100,000 MILE TOYOTA WARRANTY*

Every new Toyota comes with a 3 year manufacturer warranty followed by a 12 months / 10,000 miles additional warranty, with every qualifying service*.

Every time you complete a Toyota service, 12 or 24 months warranty (dependent on vehicle servicing schedule) will be included for your vehicle until it reaches 100,000 miles, or 10 years.



COURTESY VAN

We offer a courtesy vehicle while your commercial vehicle gets repaired, helping to keep you and your business on the road. Subject to availability.



COMPETITIVE FINANCE OFFERS AND INSURANCE

When purchasing a van or a pick-up we offer competitive finance offers and insurance to support you and your business. We have over 100 Toyota Professional Dealers across the UK to provide and support you when purchasing a commercial vehicle.



5 YEARS ROADSIDE ASSISTANCE

All new commercial vehicles are eligible for 5 years' free roadside assistance. Existing LCV customers can qualify for up to two years' free roadside assistance by completing a qualifying interim or full Toyota authorised service.

The term of this roadside assistance will run until the next interim or full service is due. For full details, please contact your local Toyota Professional dealer.



SERVICE AT YOUR CONVENIENCE

We work around you and know that you need to keep your business moving. Toyota Professional dealers are committed to offering a service appointment at your convenience, which will be completed by a Toyota Trained Technician.

* Terms & Conditions apply, see <https://www.toyota.co.uk/owners/toyota-warranty> for more information





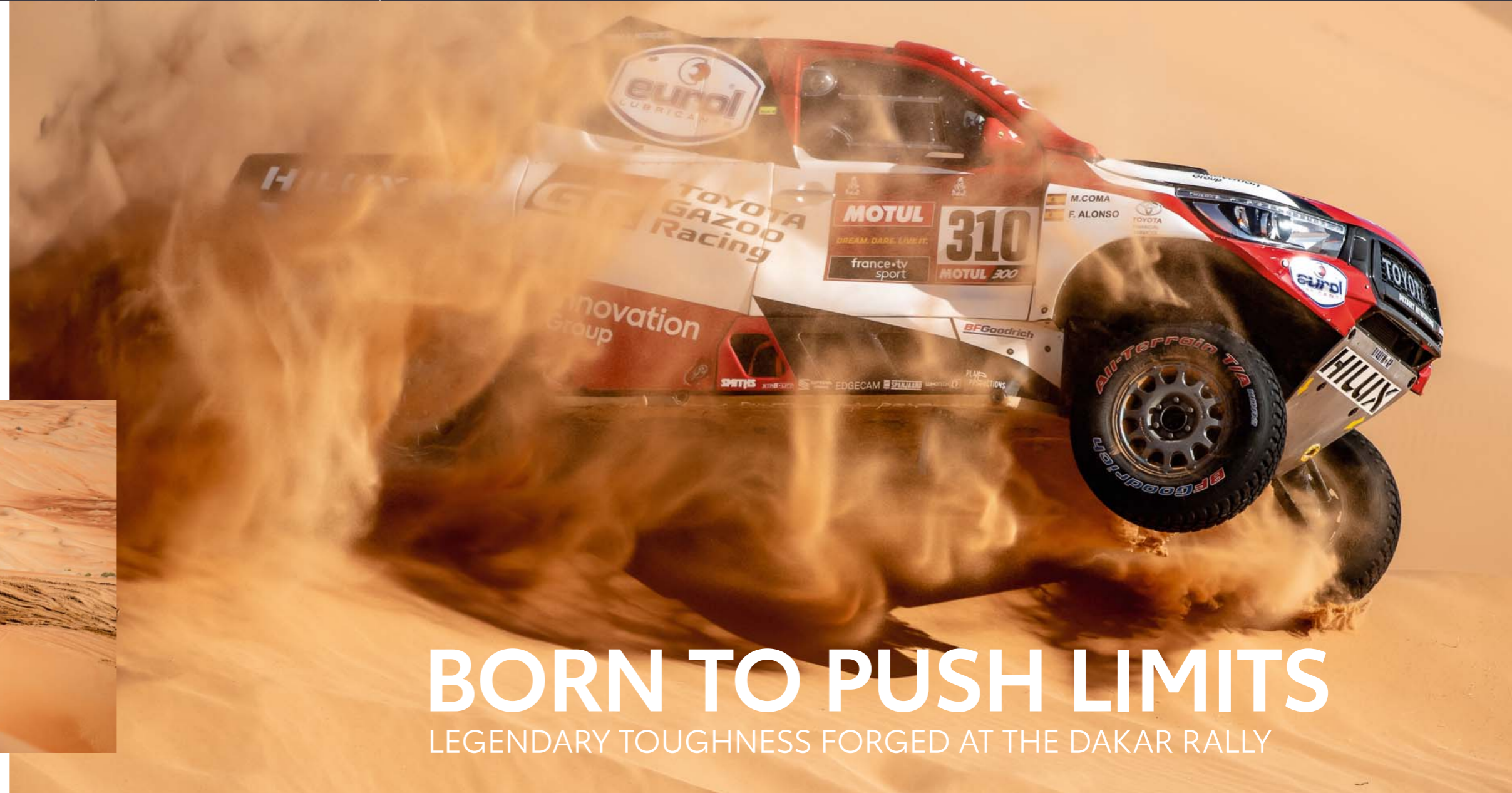
OVER 40 YEARS OF TOYOTA AT THE DAKAR RALLY

Extreme terrains and terrific speeds. We've never been able to resist the allure of Dakar, the world's toughest race. Now part of the World Rally-Raid Championship (WRC), success at Dakar is about more than just speed. Quality, durability and reliability are vital factors. And that's why we compete – in our endless pursuit to make ever better cars – not just for sport. Toyota's legendary toughness has once again been a triumph with our all-new Dakar challenger, the Toyota GR DKR Hilux T1+, which competed and won the 2022 FIA WRC. Bigger, stronger and tougher, the Hilux model was the vehicle of choice for the four-crew TOYOTA GAZOO Racing team, including Nasser Al-Attiyah who has previously proved the tenacity of the Toyota Hilux in winning the Dakar Rally in 2019, as well as finishing second in 2021.

For more information visit: www.toyota.co.uk/world-of-toyota/toyota-gazoo-racing/tgrdakar

"We will continue to make ever-better cars by traversing the wide variety of roads and terrains across the world."

Akio Toyoda



BORN TO PUSH LIMITS

LEGENDARY TOUGHNESS FORGED AT THE DAKAR RALLY



EFFICIENCY AND LOW EMISSIONS

Announced in 2015, our global Environmental Challenge 2050 comprises of six challenges. They cover every aspect of our business, our exploration of new products and technologies, and our role as an enabler for individuals and communities to learn about and improve the natural world around them.

For more information regarding Toyota Environmental Challenge please visit: toyota.co.uk/world-of-toyota/environmental-challenge-2050 or contact your local Toyota retailer.



CHALLENGE 1

NEW VEHICLE – ZERO CO₂ EMISSIONS

By 2050, we want to reduce the CO₂ emissions from our vehicles by 90% compared to our 2010 levels. To achieve this, we will promote the development of new vehicles with low or zero carbon emissions, and do everything we can to increase the uptake of these vehicles.



CHALLENGE 2

LIFE CYCLE – ZERO CO₂ EMISSIONS

We are working to create more environmentally friendly designs – and then analysing and refining them to ensure the lowest possible environmental impact throughout the vehicle's entire life cycle*.



CHALLENGE 3

PLANT – ZERO CO₂ EMISSIONS

To reduce carbon emissions at our manufacturing plants, we are focusing on improving the technologies we use and switching to alternative power sources. We are committed to making our facilities more energy-efficient and adopting renewable energy sources such as solar and wind, as well as low-carbon power such as hydrogen energy.



CHALLENGE 4

MINIMISING AND OPTIMISING WATER USAGE

To minimise water usage, we have started to collect rainwater at our manufacturing plants. We have also developed purification methods so that the water we do use can either be used again or returned safely into the local supply.



CHALLENGE 5

ESTABLISHING A RECYCLING-BASED SOCIETY AND SYSTEMS


We've been working on the challenge of resource recycling for 40 years, with the result that 95% of every Toyota Hilux is now reusable and recoverable. In addition, we offer new and innovative ways of returning your vehicle when it eventually reaches 'the end of the road'. We are pursuing full life cycle management for battery recovery & reuse and remanufacturing green parts.



CHALLENGE 6

ESTABLISHING A FUTURE SOCIETY IN HARMONY WITH NATURE

To preserve and enhance our co-existence with the natural world, we are organising reforestation and tree planting, green urban schemes and other environmental initiatives, both at our own sites and in the wider world. Our aim is to establish a society where people and nature coexist in harmony.



* Toyota's LCA methodology, which is applied to our passenger vehicles, was reviewed and approved by TÜV Rheinland and has been certified to comply with ISO14040/14044 standards.



THE INVINCIBLE YOU CAN IN A HILUX

WWW.TOYOTA.CO.UK/HILUX

While every effort is made to reproduce accurate information, we reserve the right to change specifications, equipment and availability without prior notice. This brochure cannot be regarded as infallible (some of the vehicles shown may not be to exact UK specification), and as such does not constitute an offer for sale of any particular vehicle or specification. For the latest specification and availability, we ask that you contact your local Toyota Centre. Vehicle body colours may differ slightly from the printed images in this brochure.

Figures are provided for comparability purposes; only compare fuel consumption and CO₂ figures tested to the same technical procedures. These figures may not reflect real-life driving results. All vehicles are certified according to the World Harmonised Light Vehicle Test Procedure (WLTP). Please visit the Vehicle Certification Agency website for the latest information. Choice of accessories fitted (pre-registration) may affect the official CO₂ figures, car tax and 'on the road' price. Please visit www.vehicle-certification-agency.gov.uk/fcb/wltp.asp for the latest information. Please contact your local Toyota Centre for further information.

The use of the term 'Toyota Accessories' should not be taken to imply that the products on the accessory pages are actually manufactured by the Toyota Motor Corporation or Toyota (GB) PLC. Toyota (GB) PLC is continually updating and changing specifications of accessories and reserves the right to do so at any time without prior notice.

© 2025 by Toyota Motor Europe NV/SA ('TME'). No part of this publication may in any way be reproduced without the prior written approval of Toyota (GB) PLC.



Toyota UK



@ToyotaUK

GBNGV-0820B-HX January 2025