




CITROËN RELAY
READY TO RUN
TECHNICAL SPECIFICATIONS


 UP TO
1147kg
 PAYLOAD


 UP TO
18m³
 LOAD VOLUME

MODEL	L3	L4
WHEELBASE	4035 mm	4035 mm
INTERNAL LENGTH	3480 mm	4150 mm
INTERNAL WIDTH	2057 mm	2057 mm
INTERNAL HEIGHT	2235 mm	2390 mm
VOLUME	16 m ³	20 m ³
PAYLOAD*	1147 kg	979 kg



CITROËN RELAY LUTON

TECHNICAL SPECIFICATIONS

*Payload (excluding driver) is calculated including oil, water, lubricants, tools, spare wheel and 90% full fuel tank. When calculating the payload, an average figure for the driver is 75kg (Please note: drivers' weights will vary). Additional passengers and accessories must be taken into account it is the operator's responsibility that the plate weights are not exceeded. Please note: Masses and Dimensions are subject to 8% engineering tolerances.

BODY

Galvanised steel channel runners & cross bearers. Bearer spacing: 610mm centres. Bolted construction.

Extrusions: White powder coated aluminium cappings.

ROOF AND SIDERAVES

Full length one-piece GRP fibreglass roof skin.

BULKHEAD AND BODY PANELS

GRP bulkhead panel.

Panel Thickness: 11mm Standard.

Panel Colour: White.

REAR

Frame: Galvanised steel rear frame Non Slip tape to rear threshold.

Closure: Narrow lath alloy roller shutter.

Wings: Thermoplastic mud wings and anti-spray suppression mud flaps are standard fit.

FLOOR AND UNDERRUN

15mm phenolic standard range @ 220g/m² (Birch) with fixings at every bearer.

Underrun Included with tail lift.

INTERIOR FITTINGS

Kick Strip: 1 row to bulkhead. Type: 220mm High impact thermoplastic.

Load Lock: 1 rows Type 1806 to sides only, positioned at 700mm.

Tie Rails: 1 rows hardwood tie rail to sides, positioned at 1400mm.

Interior Lights: 1 interior LED light wired and switched to the body at rear.

ADDITIONAL INFO

Designed to meet European standards, Citroën Relay Chassis cab E11*NKS*3195



UP TO
1441kg
PAYLOAD

MODEL	L2 SINGLE CAB	L3 SINGLE CAB	L3 CREW CAB
WHEELBASE	3450 mm	4035 mm	4035 mm
INTERNAL LENGTH	3059 mm	3644 mm	2805 mm
INTERNAL WIDTH	2026 mm	2026 mm	2026 mm
SIDEBOARD HEIGHT	400 mm	400 mm	400 mm
TAILBOARD HEIGHT	400 mm	400 mm	400 mm
OVERALL LENGTH	5645 mm	6229 mm	6229 mm
PAY LOAD*	1441 kg	1366 kg	1253 kg



CITROËN RELAY DROPSIDE

TECHNICAL SPECIFICATIONS

*Payload (excluding driver) is calculated including oil, water, lubricants, tools, spare wheel and 90% full fuel tank. When calculating the payload, an average figure for the driver is 75kg (Please note: drivers' weights will vary). Additional passengers and accessories must be taken into account it is the operator's responsibility that the plate weights are not exceeded. Please note: Masses and Dimensions are subject to 8% engineering tolerances.

BODY

High strength steel manufactured in the UK in accordance with the most stringent European Standard (EN12642XL).

All steel parts are tested to provide the very best corrosion resistance, at least 500hrs salt spray resistance.

The entire dropside body has a bolted construction throughout for rapid replacement of damaged parts, all of which are available from stock for 24-hour dispatch.

FLOOR

The platform surface is one-piece 15mm thick, full birch non-slip phenolic coated plywood with powder-coated aluminium perimeter finish.

Retractable load retention rings rated at 800 kg each are incorporated in to the aluminium profile as are the LED side marker lamps (when required) and the sideboard and tailboard hinges.

BULKHEAD AND GANTRY

Large radii powder-coated aluminium frame and incorporates 3-levels of load lashing rail and 400kg capacity on the top rail for over length loads. The cab is protected by a full height embossed steel panel construction for maximum protection and visibility.

SIDES AND TAILBOARD

The sides and tailboard are one-piece aluminium profiles. They have a silver anodised finish and together with the fully integrated locks and hinges form a smooth fine contoured surface that is easy to clean and ideal for corporate livery. The sideboard burst capacity conforms to EN12642 XL.

Aluminium powder-coated rear corner posts lift out and extend 100mm above the sideboard height to form lateral stops where over length loads are carried over the tailboard. When open, wire ropes secure the tailboard and prevent obstruction of the rear lights.

UNDER BODY

Thermoplastic mud wings and anti-spray suppression mud flaps are standard fit.

ADDITIONAL INFORMATION

3-year warranty and 10-year parts support commitment

Full European Type approval

Designed to meet European standards, Citroën Relay Chassis cabEN12642 XL, EN12640.



UP TO
1222kg
PAYLOAD

MODEL	L2 SINGLE CAB	L3 CREW CAB
WHEELBASE	3450 mm	4035 mm
INTERNAL LENGTH	2870 mm	2670 mm
INTERNAL WIDTH	2026 mm	2026 mm
SIDEBOARD HEIGHT	400 mm	400 mm
TAILBOARD HEIGHT	600 mm	600 mm
OVERALL LENGTH	5895 mm	6100 mm
PAYLOAD*	1222 kg	1033 kg

BODY

High strength steel manufactured in the UK in accordance with the most stringent European Standard (EN12642XL).

All steel parts are tested to provide the very best corrosion resistance, at least 500hrs salt spray resistance.

The entire dropside body has a bolted construction throughout for rapid replacement of damaged parts, all of which are available from stock for 24-hour dispatch.

Ingimex Electro-hydraulic lifting system with built in automatic overload prevention system.

FLOOR AND SUBFRAME

Made from a combination of high strength steel and aluminium finished in black electrophoretic in a 6 stage process for a durable corrosion protection of these high impact areas of the body unit.

Electrical system fuse protected in addition to a sub-frame mounted Isolation switch.

Subframe mounted body prop.

Maintenance free moving parts, no lubrication required or specialised cleaning mediums.

BULKHEAD AND GANTRY

Large radii powder-coated aluminium frame and incorporates 3-levels of load lashing rail and 400kg capacity on the top rail for over length loads. The cab is protected by a full height embossed steel panel construction for maximum protection and visibility.

Tipper control via cab is mounted with a wander lead with "dead man" switch function built in.

SIDES AND TAILBOARD

One-piece aluminium profiles; They have a silver anodised finish and together with the fully integrated locks and hinges form a smooth fine contoured surface that is easy to clean and ideal for corporate livery. The burst capacity conforms to EN12642 XL.

Manual Tailboard release to allow Tip-over & Tip-through function while the clever built in fail safe eliminates the possibility for inadvertent detachment of the tail board from its hinges.

600mm high super strong tailboard with side mounted locks integrated in to the aluminium rear posts. Additional height eliminates risk of trapping on tow couplings and provides additional aperture size when using safer top hinged configuration.

Practical long load lashing rail incorporated in to tailboard top edge as standard in addition to high visibility yellow and red reflective finish to exterior face.

UNDER BODY

Thermoplastic mud wings and anti-spray suppression mud flaps are standard fit.

ADDITIONAL INFORMATION

3-year warranty and 10-year parts support commitment.

Designed to meet European standards EN12642 XL, EN12640 and compliant with 2006/42/EC machinery directive.


Designed to meet European standards, Peugeot Boxer Chassis cab N1. E11*2007/46*1177*01

CITROËN RELAY TIPPER

TECHNICAL SPECIFICATIONS

*Payload (excluding driver) is calculated including oil, water, lubricants, tools, spare wheel and 90% full fuel tank. When calculating the payload, an average figure for the driver is 75kg (Please note: drivers' weights will vary). Additional passengers and accessories must be taken into account it is the operator's responsibility that the plate weights are not exceeded. Please note: Masses and Dimensions are subject to 8% engineering tolerances.


 UP TO
1051kg
 PAYLOAD


 UP TO
20m³
 LOAD VOLUME

MODEL	L3	L4
WHEELBASE	4035 mm	4035 mm
INTERNAL LENGTH	3480 mm	4150 mm
INTERNAL WIDTH	2057 mm	2057 mm
INTERNAL HEIGHT	2235 mm	2390 mm
VOLUME	16m ³	20m ³
PAYLOAD	1051 kg	983 kg

CITROËN RELAY BOX BODY

TECHNICAL SPECIFICATIONS

BODY

Galvanised steel channel runners & cross bearers.

Extrusions: 64mm hexagonal radius extruded Mill Finish aluminium front corner pillars and cant rail.

ROOF AND SIDERAVES

Full length one-piece GRP fibreglass roof skin

Extruded aluminium Sideraves.

BULKHEAD AND BODY PANELS

GRP bulkhead panel.

Panel Thickness: 11mm Standard.

Panel Colour: Curtains Blue Standard.

REAR

Frame: Galvanised steel rear frame Non Slip tape to rear threshold.

Closure: Narrow lath alloy roller shutter.

Wings: Thermoplastic mud wings and anti-spray suppression mud flaps are standard fit.

FLOOR AND UNDERRUN

15mm phenolic standard range @ 220g/m² (Birch) with fixings at every bearer.

Whole vehicle type approval 3mm pressed steel underrun.

MARKERS/MARKINGS

Side Marker Lights: As required with current C&U Regulations. LED type.

INTERIOR FITTINGS

Kick Strip: 1 row to bulkhead. Type: 220mm High impact thermoplastic.

Load Lock: 1 rows Type 1806 to sides, positioned at 700mm.

Tie Rails: 1 rows hardwood tie rail to sides, positioned at 1400mm.

Interior Lights: 1 interior LED light wired and switched to the rear.


ADDITIONAL INFO

Designed to meet European standards, Citroën Relay Chassis cab E11*NKS*3195

*Payload (excluding driver) is calculated including oil, water, lubricants, tools, spare wheel and 90% full fuel tank. When calculating the payload, an average figure for the driver is 75kg (Please note: drivers' weights will vary). Additional passengers and accessories must be taken into account it is the operator's responsibility that the plate weights are not exceeded. Please note: Masses and Dimensions are subject to 8% engineering tolerances.



UP TO
965kg
PAYLOAD



UP TO
20m³
LOAD VOLUME

MODEL	L3	L4
WHEELBASE	4035 mm	4035 mm
INTERNAL LENGTH	3480 mm	4150 mm
INTERNAL WIDTH	2057 mm	2057 mm
INTERNAL HEIGHT	2350 mm	2350 mm
VOLUME	17m ³	20m ³
PAYLOAD	965 kg	879 kg

CITROËN RELAY CURTAINSIDE

TECHNICAL SPECIFICATIONS

BODY

Treated steel framed body designed and built for full width and full height loading. Galvanised steel pillars to both front and rear. Pre-stressed steel cant rails allow an "Openspan" design self-supporting roof system.

Galvanised steel channel runners & cross bearers.

Bearer spacing: 610mm centres. Bolted construction.

ROOF AND SIDERAVES

Full length one-piece GRP fibreglass roof skin

Aluminium V groove side rave with pull up hooks every 1000mm.

BULKHEAD

Galvanised steel framed bulkhead complete with Gloss White GRP panel. Corner pillar to be capped with a 64mm hexagonal designed radius anodised aluminium capping.

REAR

Frame: Galvanised steel rear frame Non Slip tape to rear threshold.

Sideframes: Barn Doors - White GRP Double Rear doors comes with external mounted spring lever lock & hinges to each door. High efficiency peripheral seals. Nearside door to open first.

Wings: Thermoplastic mud wings and anti-spray suppression mud flaps are standard fit.

2x2 weaved 900gm/m² PVC curtains vertically tensioned by black webbing straps complete with stainless steel buckles. Horizontal tensioning is achieved by treated tubular steel poles & heavy duty yellow tensioners.

Pelmet: Black - 125mm depth Curtains tensioned. Front Only.

FLOOR AND UNDERRUN

15mm phenolic @ 220g/m² (Birch) with fixings at every bearer.

Whole vehicle type approval 3mm pressed steel underrun.

MARKERS/MARKINGS

Side Marker Lights: As required with current C&U Regulations. LED type.

INTERIOR FITTINGS

Kick Strip: 1 row to bulkhead. Type: 220mm High impact thermoplastic.

Interior Lights: 1 interior LED light wired and switched to the cab.

ADDITIONAL INFO

Designed to meet European standards, Citroën Relay Chassis cab E11*NKS*3195

*Payload (excluding driver) is calculated including oil, water, lubricants, tools, spare wheel and 90% full fuel tank. When calculating the payload, an average figure for the driver is 75kg (Please note: drivers' weights will vary). Additional passengers and accessories must be taken into account it is the operator's responsibility that the plate weights are not exceeded. Please note: Masses and Dimensions are subject to 8% engineering tolerances.



CITROËN
Relay
Ready to Run

PRICES, EQUIPMENT AND
TECHNICAL SPECIFICATIONS
April 2019



Citroen UK Ltd Registered Office: Pinley House, 2 Sunbeam Way, Coventry, CV3 1ND. Registered in England
No. 148545

Tel.: +44 (0)2476 884000 Fax: +44 (0)2476 884001

1a. CHOOSE YOUR CONVERSION

READY TO RUN RANGE

PLUS

ALL READY TO RUN VEHICLES (EXCEPT CREW VAN) ARE BUILT ON OUR PLUS RANGE OF CHASSIS CABS.

STANDARD EQUIPMENT INCLUDES:

- Manual air conditioning for cab area
 - Reinforced battery
- Extended wiring at rear of vehicle
- Trifunction aerial in the wing mirror
- Heavy Duty rear twin-leaf suspension (n/a on low-floor lutons)

ENTERPRISE

CREW VAN ONLY

STANDARD EQUIPMENT INCLUDES:

Comfort & Convenience

- Three-seat bench in row 2 with fixed side windows, cloth headlining and non slip floor
- Full, toughened plastic bulkhead with polycarbonate window fixed behind row 2 seats (in-lieu of full steel bulkhead behind row 1)
- Moulded side panels with integrated bottle holders
- Rear doors opening to 180 °
- Air conditioning
- Perimetric alarm
- Rear parking sensors
- Nearside sliding side loading door
- Steel wheels
- Electric front windows
- Tinted windows
- Laminated windscreen
- Mid-height interior protection in load compartment
- Drivers seat height and adjustment
- Height adjustable steering wheel
- Steering wheel mounted controls
- Cruise control with programmable speed limiter
- Heated twin lens door mirrors with electric adjustment for passenger side

Safety & Security

- ABS
- Electronic Stability Control
- Emergency Breaking Assistance
- Immobiliser
- Drivers Airbag
- High frequency remote control central locking with plip

Technology & Entertainment

Touchscreen audio pack - DAB radio and MP3 CD player with steering mounted controls, 5 - inch colour touchscreen, Bluetooth® handsfree and USB socket.

Teletrac Navman - Includes 3 years' Navman Touchscreen routes of up to 100 routes per month, 3 years' Trackstar Stolen Vehicle Tracking, 3 years' automatically downloaded live traffic information, 10 Personal Assistant Smartnav routes and 3 months' Safe Speed safety camera alerts

1b. CHOOSE YOUR CONVERSION

TIPPERS

Tippers are commercial vehicles with an open platform that can be raised at the cab end to enable the load to be tipped out with ease.

Load length up to 2.87m

Payload^ up to 1,222kg

Body approved to European design standards

KEY FEATURES:

- Double-skinned aluminium sideboards
- Three levels of load-lashing rails against the bulkhead and long load-lashing rail incorporated along top of the tailboard
- High vis red and yellow finish to the tailboard
- 15mm thick, full birch non-slip deck
- Lashing rings built into aluminium side extrusions
- Electro-hydraulic lift with automatic overload prevention system

DROPSIDES

Dropsides are commercial vehicles with an open platform that has fold-down side panels, allowing easy loading and unloading of goods.

Load length up to 3.64m

Payload^ up to 1,441kg

Body approved to European design standards

KEY FEATURES:

- Boards are designed to withstand a burst load of 1.7 tonnes
- Three levels of load-lashing rails against the bulkhead
- Aluminium corner posts that extend above tailboard to form lateral stops
- 15mm thick, full birch non-slip deck
- Lashing rings built into aluminium side extrusions

LUTONS/BOX BODIES

Lutons/box bodies are chassis fitted with a large enclosed box on the back. The cargo area of the l luton van extends over the cab, whilst the cargo area of the box body doesn't reach past the bulkhead. These vehicles are perfect for moving large goods.

Load volume up to 20m³

Payload^ up to 1,147kg

Body approved to European design standards

KEY FEATURES:

- Aerodynamic pod providing additional storage area (Luton only)
- Lightweight roller shutter rear door
- High-quality GRP panels (11mm thick)
- 15mm thick floor
- Internal load locks and tie rails along side panels
- Interior LED light
- High impact kick strips along side panels and bulkhead providing protection

1c. CHOOSE YOUR CONVERSION

CURTAINSIDES

Curtainsides are similar to box vans, except the sides of the body slide open (like curtains), enabling side access as well as rear access for loading and unloading goods.

Load volume up to 20m³
Payload^ up to 965kg
Body approved to European

KEY FEATURES:

- Aerodynamic pod providing additional storage area
- Lightweight rear barn doors with anti-rust external locking
- Blue curtains with side aperture of 2080mm
- 15mm thick floor
- Aluminium 'V' groove side rave with four pull-up hooks every 1000mm
- Interior LED light

LOW FLOOR LUTON

Low-floor lutons are luton vans built on floor cabs (as opposed to chassis cabs), therefore providing the user with an easy access loading height and eliminating the need for extra loading equipment.

Load volume up to 20m³
Payload^ up to 1303kg
Body approved to European

KEY FEATURES:

- Aerodynamic pod providing additional storage area
- Lightweight roller shutter rear door
- High-quality GRP panels (11mm thick)
- 15mm thick floor
- Internal load locks and tie rails along side panels
- Interior LED light

CREW VAN

A crew van is similar to a panel van, except it has a second row of seats behind the driver and passenger seats. This enables the vehicle to carry up to six passengers and a substantial load.

Load volume up to 10.5m³
Payload^ up to 1420kg
Approved to European design standards

KEY FEATURES:

- Solid bulkhead behind second row of seats, upper half of bulkhead has a window
- Three individual seats contoured with cloth matching the base vehicle trim
- Three point inertra-reel safety belt on every seating position
- Bench cover with storage pocket
- Headling cloth covered
- Sliding door to factory finish (option of offside sliding door)

2a. CHOOSE YOUR VERSION

April 2019

Citroen Relay Conversion Base Vehicles: Manufacturer's Recommended Retail Price List

35 BlueHDi 130 MODELS

TRIM LEVEL	VERSION	LENGTH (mm)	MODEL	BHP	VERSION TITRE CODE	MY	PAY-LOAD (kg)	GROSS VEHICLE WEIGHT (kg)	CO2 g/km	BASIC MRRP (£)	VAT (£)	TOTAL (£)	OTR COST (£)	ON THE ROAD MRRP (£)
------------	---------	-------------	-------	-----	--------------------	----	---------------	---------------------------	----------	----------------	---------	-----------	--------------	----------------------

TIPPERS & DROPSIDES

PLUS	TIPPER ^	L2	35	130	2CU94FHXY670Z0CO	18	1212	3500	173	30,815.00	6,163.00	36,978.00	1,085.00	38,063.00
-------------	----------	----	----	-----	------------------	----	------	------	-----	-----------	----------	-----------	----------	------------------

CREW VAN

ENTERPRISE	PANEL CREW VAN	L3H2	35	130	2CU95KLXK6709CCO	18.5	1420	3500	163	33,435.00	6,687.00	40,122.00	1,085.00	41,207.00
-------------------	----------------	------	----	-----	------------------	------	------	------	-----	-----------	----------	-----------	----------	------------------

35 BlueHDi 160 MODELS

TIPPERS & DROPSIDES

PLUS	TIPPER	L2	35	160	2CU94FHXY670Z0CO	18	1212	3500	173	30,815.00	6,163.00	36,978.00	1,085.00	38,063.00
	TIPPER CREW	L3	35	160	2CU96XHKY670Z0CO	18	1023	3500	173	32,815.00	6,563.00	39,378.00	1,085.00	40,463.00
	DROPSIDE	L2	35	160	2CU94FHXY670Z2CO	18	1431	3500	173	28,815.00	5,763.00	34,578.00	1,085.00	35,663.00
	DROPSIDE	L3	35	160	2CU96FHXY670Z0CO	18	1356	3500	173	29,815.00	5,963.00	35,778.00	1,085.00	36,863.00
	DROPSIDE	L4	35	160	2CU96FHXY670Z1CO	18.5	1353	3500	173	30,815.00	6,163.00	36,978.00	1,085.00	38,063.00
	DROPSIDE CREW	L3	35	160	2CU96XHKY670Z2CO	18	1243	3500	173	30,815.00	6,163.00	36,978.00	1,085.00	38,063.00

LUTONS, BOX BODIES & CURTAINSIDES

PLUS	LUTON	L3	35	160	2CU96FHXY670Z4CO	18	1147	3500	173	32,815.00	6,563.00	39,378.00	1,085.00	40,463.00
	LUTON	L4	35	160	2CU96FHXY670Z5CO	18	979	3500	173	33,815.00	6,763.00	40,578.00	1,085.00	41,663.00
	BOX BODY	L3	35	160	2CU96FHXY670Z6CO	18	1051	3500	173	31,815.00	6,363.00	38,178.00	1,085.00	39,263.00
	BOX BODY	L4	35	160	2CU96FHXY670Z7CO	18	983	3500	173	32,815.00	6,563.00	39,378.00	1,085.00	40,463.00
	CURTAINSIDE	L3	35	160	2CU96FHXY670Z8CO	18	965	3500	173	34,115.00	6,823.00	40,938.00	1,085.00	42,023.00
	CURTAINSIDE	L4	35	160	2CU96FHXY670Z9CO	18	879	3500	173	35,115.00	7,023.00	42,138.00	1,085.00	43,223.00

LOW-FLOOR LUTON

PLUS	LOW-FLOOR LUTON	L3	35	160	2CU96QHXY670Z9CO	18	1300	3500	173	36,515.00	7,303.00	43,818.00	1,085.00	44,903.00
-------------	-----------------	----	----	-----	------------------	----	------	------	-----	-----------	----------	-----------	----------	------------------

^ STOCK ONLY

Please contact your local Business Centre Dealer to discuss any conversion requirements you may have and they will be able to assist you in finding the right solution for you.

3. CHOOSE YOUR EQUIPMENT

Equipment Description	TIPPERS, DROPSIDES, LUTONS, BOX BODIES, CURTAINSIDES	LOW-FLOOR LUTONS	CREW VAN
TECHNOLOGY & ENTERTAINMENT			
FM, DAB Digital Radio including Bluetooth	●	●	-
Touch Screen Audio Pack: 4 speakers, DAB digital radio and MP3-compatible CD player with steering mounted controls, 5 inch colour touch screen, Bluetooth® handsfree and USB socket	○	○	-
Touch Screen Audio Pack: 4 speakers, DAB digital radio, integrated navigation and MP3-compatible CD player with steering mounted controls, 5 inch colour touch screen, Bluetooth® handsfree and USB socket *	-	-	●
Four speakers (2 speakers and 2 tweeters)	●	●	●
Trifunction aerial in wing mirror	●	●	-
HEATING & VENTILATION			
Manual air conditioning for cab area, including glovebox	●	●	●
COMFORT AND CONVENIENCE			
Variable assisted power steering	●	●	●
Gear shift indicator	●	●	●
Electrically adjustable and heated door mirrors	●	●	●
Electric front windows	●	●	●
Reach adjustable steering column	●	●	●
Central dash folding clipboard (deleted with passenger airbag)	●	●	●
Four face level vents and two side window demisters	●	●	●
Row 2 fitted with cloth headlining, non slip floor and moulded side panels with integrated bottle holders	-	-	●
Rear parking sensors	-	-	●
SAFETY & SECURITY			
ABS	●	●	●
ESP (including traction control)	●	●	●
EBFD (Electronic Brake Force Distribution)	●	●	●
Cruise Control with speed programmable speed limiter	○	○	●
Oil level indicator	●	●	●
Speed limiter - non factory option, Dealer activation required	○	○	○
Driver Airbag	●	●	●
Spare wheel	●	●	●
Deadlocks	●	●	●
Three x3 point inertia reel, height adjustable seatbelts (Two with single passenger seat)	●	●	●
Thatcham rolling transponder immobiliser	●	●	●
2-button flip remote control central locking x1	●	●	●
Visible Vehicle Identification Number (at base of windscreen)	●	●	●
EXTERIOR LIGHTING & VISIBILITY			
Halogen headlights with clear polycarbonate lenses	●	●	●
Rear fog lights and twin reversing lights	●	●	●
Remote headlight adjustment from fascia	●	●	●
Filtering tinted glass	●	●	●
Two speed and intermittent front wipers	●	●	●
Two load area lights	-	-	●
INSTRUMENTS			
Speedometer with digital odometer and digital trip recorder	●	●	●
Rev counter, water temperature gauge, fuel gauge and trip computer	●	●	●
Side light, headlamp, indicator and battery charge warning	●	●	●
Digital clock	●	●	●
Lights on alarm	●	●	●
Door open warning for cab doors	●	●	●
INTERIOR FEATURES			
Two glove boxes (central glove box lockable)	●	●	-
Lockable, non-illuminated glove box	-	-	●
Large driver & passenger door pockets	●	●	●
Open storage on passenger side lower dash	●	●	●
12v socket in cabin	●	●	●
12v socket in cargo area (not available with second side sliding door)	-	-	●
Interior light front cabin	●	●	●
Overhead storage shelf	●	●	●
Two cup holders and mobile phone storage in centre of lower dashboard	-	-	●
SEATING			
Driver's seat rake, reach, height and lumbar adjustment with armrest	●	●	●
Front door armrests	●	●	●
Dual cab passenger seat - fixed	●	●	●
Four seat rear bench with 3-point seatbelts to outer seats, lap belts to inner seats (Crew cab only)	●	-	-
Non slip hardwearing front cabin floor covering	●	●	●
Three-seat bench in row 2 with adjustable head restraints	-	-	●
LOAD CARRYING			
Full, toughened plastic bulkhead with polycarbonate window fixed behind row 2 seats	-	-	●
Load compartment protection to van waistline	-	-	●
DOORS AND WINDOWS			
Rear doors opening to 180°	-	-	●
Nearside sliding side loading door	-	-	●
Fixed side windows in row 2	-	-	●
Unglazed rear doors	●	●	●
CONVERTER OPTIONS			
Reinforced battery (110Ah)	●	●	○
Conversion interface box	●	●	○
Extended wiring at rear of vehicle	●	●	-
Heavy duty rear twin-leaf suspension	●	-	-
Wider door mirrors - allows max body width of 2200mm	●	●	-

* Standard from February 2019 production only. Please consult your dealer for further details

● Standard ○ Option at extra cost

4. CHOOSE YOUR FACTORY OPTIONS

Key: ● = standard, ○ = option at cost

		TIPPERS, DROPSIDES, LUTONS, BOX BODIES, CURTAINSIDES	LOW-FLOOR LUTONS	CREW VAN	BASIC MRRP	VAT 20%	TOTAL MRRP
COMFORT & CONVENIENCE							
FM Radio, DAB, Bluetooth, Touchscreen	RC60	○	○	-	£200.00	£40.00	£240.00
SAFETY & SECURITY							
Perimeter and anti-lift alarm	WC05	○	○	●	£200.00	£40.00	£240.00
Passenger airbag. Incompatible with said and curtain airbags (NF04)	NN01	○	○	○	£180.00	£36.00	£216.00
Side and curtain airbags. Incompatible with passenger bench seat. (Single passenger seat and airbag become standard when ordered)	NF04	○	-	○	£375.00	£75.00	£450.00
Digital Tachograph	HC07	○	○	○	£450.00	£90.00	£540.00
Cruise Control and Speed Limiter	RG03	○	○	●	£135.00	£27.00	£162.00
Tyre pressure monitoring system	UE01	○	○	○	£90.00	£18.00	£108.00
Active Safety Brake and Lane Departure Warning system	D403	○	○	○	£720.00	£144.00	£864.00
Cruise control with 56mph fixed speed limiter	RG18	-	-	○	£70.00	£14.00	£84.00
Cruise control with 62mph fixed speed limiter	RG19	-	-	○	£70.00	£14.00	£84.00
TYRES & SUSPENSION							
Alloy wheels - 15". Not available on Heavy versions	DZ85	○	○	○	£385.00	£77.00	£462.00
Uprated tyres - 225/70/R15. Not available on Heavy versions. Present when rear pneumatic suspension (UA04) is ordered. Incompatible with Intelligent Traction Control (UF04)	MI01	○	○	○	£70.00	£14.00	£84.00
Rear pneumatic suspension (self-adjusting)	UA04	-	○	○	£990.00	£198.00	£1,188.00
Intelligent Traction Control. Includes All Season tyres. Incompatible with MI01 Uprated 15 inch tyres (225/70)	UF04	○	○	○	£550.00	£110.00	£660.00
EXTERIOR LIGHTING & VISIBILITY							
Automatic lights and wipers	NB08	○	○	○	£100.00	£20.00	£120.00
Front fog lights. Present when headlight washers (ND02) are ordered	PR01	○	○	○	£95.00	£19.00	£114.00
Front LED daytime running lights	FE10	○	○	○	£225.00	£45.00	£270.00
Headlight washers. Includes front fog lights (PR01)	ND02	○	○	○	£100.00	£20.00	£120.00
PAINT & TRIM							
Metallic paint (cab only - see sections 5 and 6 for more details)	M0..	○	○	○	£460.00	£92.00	£552.00
SEATING							
Single passenger seat with armrest, height and lumbar adjustment - in lieu of dual seat	WM08	○	○	○	£0.00	£0.00	£0.00
DOOR AND WINDOW OPTIONS							
Glazed rear doors - with heated rear windows and internal rear view mirror	VC02	-	-	○	£100.00	£20.00	£120.00
Offside sliding side loading door	PC12	-	-	○	£250.00	£50.00	£300.00
270° opening rear doors	LL02	-	-	○	£250.00	£50.00	£300.00
OTHER							
Wider door mirrors - allows max body width of 2350mm	RX05	○	○	-	£50.00	£10.00	£60.00
Reinforced battery (110Ah)	BF02	●	●	○	£20.00	£4.00	£24.00
Engine under-tray protection	FX01	○	○	○	£80.00	£16.00	£96.00
All-road pack - Intelligent traction control and engine under-tray protection	J2RC	-	-	○	£600.00	£120.00	£720.00
Conversion interface box - Only for use for electrical connections for integral elements of a vehicle conversion	Jl01	●	●	○	£70.00	£14.00	£84.00

5. CHOOSE YOUR CONVERSION ACCESSORIES

			BASIC MRRP	VAT 20%	TOTAL MRRP	IMPACT ON PAYLOAD (KG)
TIPPERS AND DROPSIDES						
Deck-mounted toolbox	228	Toolbox mounted on the deck against the bulkhead, providing 0.6 cubic metre of storage	£400.00	£80.00	£480.00	56
Tow-bar and electrics (not compatible with accessory 230)	227	Tow bracket, 13-pin towing socket and dual ball & pin coupling	£290.00	£58.00	£348.00	38
Light bar	229	R65 compliant LED unit incorporated into the bulkhead, provides full 360 degree visibility	£300.00	£60.00	£360.00	11
Steps and grab-handles	226	Steel folding steps at the front of the platform with aluminium grip rails (high vis finish) Come as a pair.	£110.00	£22.00	£132.00	16
Tail lift (dropside only) (not compatible with accessory 227)	230	1 metre-deep platform - incorporates folding side gates and trailing edge	£2,200.00	£440.00	£2,640.00	220
Anti-fall rails (dropside only)	231	Removable rails with a high vis finish	£270.00	£54.00	£324.00	22
LUTONS/BOX BODIES						
Tail lift	232	DEL column tail lift. 500kg capacity. 815mm platform + 205mm fixed leading edge	£1,695.00	£339.00	£2,034.00	155
Load lock track (one row). Not compatible with 240	236	Side-mounted tracks that enable secure payload storage	£135.00	£27.00	£162.00	10
Tie rail (one rail). Not compatible with 236	240	Side-mounted rails that enable secure payload storage	£135.00	£27.00	£162.00	7.5
Lashing rings (pair)	241	Recessed lashing rings (sitting 3mm above the floor) for additional load restraint options	£75.00	£15.00	£90.00	0.74
Rear barn doors (in lieu of narrow lateral shutter)	235	17mm GRP rear barn doors	£195.00	£39.00	£234.00	50
Lightweight panels	242	Replace side panels with lightweight panels	£650.00	£130.00	£780.00	-110
Lightweight base and rear frames	243	Aluminium baseframe with a pressed aluminium rear frame	£495.00	£99.00	£594.00	-75
Solid paint option to match base vehicle (conversion body only) ¹	247	Paint to the body of the conversion to match paint to the cab if ordered - SOLID PAINT PRICE	£950.00	£190.00	£1,140.00	0
Metallic paint option to match base vehicle (conversion body only) ¹	248	Paint to the body of the conversion to match paint to the cab if ordered - METALLIC PAINT PRICE	£1,155.00	£231.00	£1,386.00	0
CURTAINSIDES						
Tail lift (in lieu of barn doors and accessory 244 needs to be ordered)	232	DEL column tail lift. 500kg capacity. 815mm platform + 205mm fixed leading edge	£1,695.00	£339.00	£2,034.00	155
Narrow lateral shutter (in lieu of barn doors)	244	Aluminium narrow shutters that fold up at the roof	£395.00	£79.00	£474.00	40
Lightweight wide lateral shutter (in lieu of barn doors). Not compatible with 244	245	Aluminium wide lateral shutter slides into roof allowing greater rear aperture	£495.00	£99.00	£594.00	35
Steps and grab-handles	246	2 rung pull-out step and plastic handle	£125.00	£25.00	£150.00	6
Hooks in floor (four)	234	Fitted at 1000mm intervals for additional load restraint option:	£50.00	£10.00	£60.00	1
LOW-FLOOR LUTONS						
Solid paint option to match base vehicle (conversion body only) ¹	250	Paint to the body of the conversion to match paint to the cab if ordered - SOLID PAINT PRICE	£1,500.00	£300.00	£1,800.00	0

¹Costs will be incurred for any colour other than the standard white

6. CHOOSE YOUR COLOUR

SOLID COLOURS				
Polar White	Pacific Blue	Imperial Blue	Tiziano Red	Carioca Yellow
P0WP	P05V	P04P	P01X	P0B1

ALL VERSIONS	Magnet Cloth	35FX	●	●	●	●	●



Polar White



Pacific Blue



Imperial Blue



Tiziano Red



Carioca Yellow

Please be aware that when requesting a special paint, additional costs will be incurred and lead times will be increased.

7b. KNOW EVERYTHING ABOUT YOUR VEHICLE

Weights & Dimensions															
Tippers and dropside								Lutons, box bodies and curtainsides					Low-floor luton	Crew Van	
35 L2 130 Tipper (stock only)	35 L2 160 Tipper	35 L3 160 Crew Tipper	35 L2 160 Dropside	35 L3 160 Dropside	35 L4 160 Dropside	35 L3 160 Crew Dropside	35 L3 160 Luton	35 L4 160 Luton	35 L3 160 Box body	35 L4 160 Box body	35 L3 160 Curtainside	35 L4 160 Curtainside	35 L3 160 Low-floor luton	35 L3 H2 130 Panel Crew Van	
EXTERNAL DIMENSIONS (mm)															
Wheelbase	3450	3450	4035	3450	4035	4035	4035	4035	4035	4035	4035	4035	4035	4035	4035
Overall length	5895	5895	6100	5645	6229	6594	6229	5970	6590	5970	6590	5970	6590	6590	5998
Overall height	2370	2370	2370	2370	2370	2370	2370	3200	3200	3200	3200	3320	3320	2860	2522
External width excluding door	2087	2087	2087	2087	2087	2087	2087	2085	2085	2085	2085	2085	2085	2206	2050
Front overhang	948	948	948	948	948	948	948	948	948	948	948	948	948	948	948
Rear overhang, including rear light bar	1497	1497	1117	1247	1246	1581	1246	987	1607	987	1607	987	1607	1576	1015
INTERNAL CONVERSION DIMENSIONS (mm)															
Volume (m ³)	-	-	-	-	-	-	-	16	20	16	20	17	20	20	10.5
Conversion body length	2870	2870	2670	3059	3644	4009	2805	3480	4150	3480	4150	3480	4150	3480	4100
Conversion body height	-	-	-	-	-	-	-	2235	2390	2235	2390	2350	2350	2250	-
Conversion body width	2026	2026	2026	2026	2026	2026	2026	2057	2057	2057	2057	2057	2085	2100	-
WEIGHTS (kg)															
Gross vehicle weight	3500	3500	3500	3500	3500	3500	3500	3500	3500	3500	3500	3500	3500	3500	3500
Kerb weight (without driver) ¹	2278	2278	2467	2059	2134	2147	2247	2352	2521	2449	2517	2535	2621	2197	2080
Maximum payload (without driver in the vehicle) ²	1222	1222	1033	1441	1366	1353	1253	1148	979	1051	983	965	879	1303	1420
Maximum front axle weight	1850	1850	1850	1850	1850	1850	1850	1850	1850	1850	1850	1850	1850	1850	1850
Maximum rear axle weight	2000	2000	2000	2000	2000	2000	2000	2000	2000	2000	2000	2000	2000	2000	2000
Gross train weight	6000	6000	6000	6000	6000	6000	6000	6000	6000	6000	6000	6000	6000	6000	6000
Maximum braked towing weight ³	2500	2500	2500	2500	2500	2500	2500	2500	2500	2500	2500	2500	2500	2500	2500
Maximum towball weight	100	100	100	100	100	100	100	100	100	100	100	100	100	100	100
DRIVETRAIN															
Number of cylinders	4	4	4	4	4	4	4	4	4	4	4	4	4	4	4
Maximum power CEE KW (bhp) @ rpm	96 (129) @ 3750rpm	120 (161) @ 3750rpm	120 (161) @ 3750rpm	120 (161) @ 3750rpm	120 (161) @ 3750rpm	120 (161) @ 3750rpm	120 (161) @ 3750rpm	120 (161) @ 3750rpm	120 (161) @ 3750rpm	120 (161) @ 3750rpm	120 (161) @ 3750rpm	120 (161) @ 3750rpm	120 (161) @ 3750rpm	120 (161) @ 3750rpm	96 (129) @ 3750rpm
Maximum torque Nm @ rpm	350 @ 1750rpm	350 @ 1750rpm	350 @ 1750rpm	350 @ 1750rpm	350 @ 1750rpm	350 @ 1750rpm	350 @ 1750rpm	350 @ 1750rpm	350 @ 1750rpm	350 @ 1750rpm	350 @ 1750rpm	350 @ 1750rpm	350 @ 1750rpm	350 @ 1750rpm	350 @ 1750rpm
Bore and Stroke (mm)	85 x 88	85 x 88	85 x 88	85 x 88	85 x 88	85 x 88	85 x 88	85 x 88	85 x 88	85 x 88	85 x 88	85 x 88	85 x 88	85 x 88	85 x 88
Euro Status	Euro 6	Euro 6	Euro 6	Euro 6	Euro 6	Euro 6	Euro 6	Euro 6	Euro 6	Euro 6	Euro 6	Euro 6	Euro 6	Euro 6	Euro 6
FUEL CONSUMPTION (EU Directive 715/2007/CE)															
Urban L/100km (MPG)	7.1 (39.8)	7.1 (39.8)	7.1 (39.8)	7.1 (39.8)	7.1 (39.8)	7.1 (39.8)	7.1 (39.8)	7.1 (39.8)	7.1 (39.8)	7.1 (39.8)	7.1 (39.8)	7.1 (39.8)	7.1 (39.8)	7.1 (39.8)	42.2 (6.7)
Extra urban L/100km (MPG)	6.3 (44.8)	6.3 (44.8)	6.3 (44.8)	6.3 (44.8)	6.3 (44.8)	6.3 (44.8)	6.3 (44.8)	6.3 (44.8)	6.3 (44.8)	6.3 (44.8)	6.3 (44.8)	6.3 (44.8)	6.3 (44.8)	6.3 (44.8)	47.9 (5.9)
Combined MPG L/100km (MPG)	6.6 (42.8)	6.6 (42.8)	6.6 (42.8)	6.6 (42.8)	6.6 (42.8)	6.6 (42.8)	6.6 (42.8)	6.6 (42.8)	6.6 (42.8)	6.6 (42.8)	6.6 (42.8)	6.6 (42.8)	6.6 (42.8)	6.6 (42.8)	45.6 (6.2)
EMISSIONS INFORMATION															
Carbon dioxide (CO ₂) emissions (g/km)	173	173	173	173	173	173	173	173	173	173	173	173	173	173	163

¹ Kerb weight is calculated including oil, water, lubricants, tools, spare wheel and 90% full fuel tank

² When calculating the payload, an average figure for the driver is 75kg (Please note: driver's weights will vary). Additional passengers and accessories must be taken into account. It is the operator's responsibility that the plate weights are not exceeded.

³ Maximum recommended towing weight within limits of GTW

8. FURTHER INFORMATION

MANUFACTURER'S RECOMMENDED RETAIL PRICE ON THE ROAD

RELAY VAN	
On the Road Costs	
Delivery to Dealer & Number Plates	£641.67
VAT	£128.33
Vehicle Excise Duty	£260.00
First Registration Fee	£55.00
Total OTR costs	£1,085.00

VAT is calculated at 20 %

VAT is not applicable to cars sold in the Channel Islands

CITROËN 3 YEARS OF WARRANTY

All vehicles first registered in the UK and purchased from a UK Citroën Dealer benefit from a Citroën 2 - Year unlimited mileage manufacturer's warranty and a free optional additional 1 year of warranty provided by the Citroën Dealer Network in the UK. This additional warranty carries a mileage limit of 100,000 miles from first registration and is dependent upon the manufacturer's recommended servicing being carried out at the specified time or distance intervals. For full terms and conditions, please consult your Citroën Dealer in the UK.

CITROËN ASSISTANCE

In response to a free telephone call in the UK, Citroën Assistance brings rapid expert roadside assistance to you in an emergency. It comes free of charge for a full year, from date of vehicle registration, and operates 24 hours a day in all parts of the UK and Europe. Services include nationwide recovery for both van and passengers, a home call service, replacement vehicle, hotel accommodation and vehicle storage if required. You can also purchase additional Citroën Assistance via your local Citroën Dealer at any time. Please note, Citroën Assistance only applies to incidents covered by the new vehicle warranty, and excludes non-vehicle faults, such as running out of fuel, mis-fuelling, loss of keys, lock-ins, road traffic accidents and punctures/wheel changes. Full details are available on request from Citroën UK via cuk_contactcentre@citroen.com

CITROËN FINANCIAL SERVICES

Free2Move have a number of financial products designed to help you afford the Citroën of your choice. We can arrange a finance plan quickly and conveniently. What's more, it will be as suited to your needs as your new Citroën. Our finance plans combine all the know how of a company that has an extensive knowledge of the car market with a financial service you can trust. Tell your Citroën dealer what you want and let us do the rest. Just ask for a free, no obligation quote. Written quotations are available on request from Banque PSA Finance UK Ltd, 61 London Road, Redhill RH1 1QA. Finance is subject to status. Over 18's only, a guarantee may be required.

CITROËN SERVICING

Available up to one year from your vehicle's registration date, but before its first chargeable service, a Citroën Servicing package enables you to pay in advance for:

'- Scheduled Servicing^

'- Annual Service(s)^ for vehicles with a two year service plan

'- Brake Fluid Replacement^

This package can be personalised depending on your needs, with options ranging from 12 to 60 months and 10,000 to 100,000 miles.

TERMS AND CONDITIONS

All information and prices correct at time of publication, but are subject to change at any time without prior notice (which may occur as a result of matters including, but not limited to, any changes in legislation and/or any changes by the government).

It is our policy to continually improve our vehicles in every way and we reserve the right to modify our vehicles' price, specification (including colour), equipment, accessories and characteristics or to discontinue any model, without notice, at any time. To avoid any misunderstandings you are advised to check with your Citroën dealer the specification (including colour), equipment accessories and equipment relating to any Citroën vehicle and the exact cost and availability prior to ordering. Where a feature is described as an option in this publication it should be assumed that it is at extra cost unless specifically stated otherwise.

Issued by Sales and Marketing, Citroën UK Ltd, Pinley House, 2 Sunbeam Way, Coventry CV3 1ND.

For further information call Citroën Fleet Connect on 0800 023 4000 or visit our website at www.citroen.co.uk.

